

Dural
Stark

Dural
Stark

- PET HARDWARE
- RIGGINGS
- OUTDOOR ACCESSORIES
- FURNITURE HARDWARE

www.DuraStark.com

Tel:+86-21-68911012

Fax:+86-21-68911012 ext 8006

Email:info@DuraStark.com

DuraStark Metal Corp.,Ltd.

Company Introduction

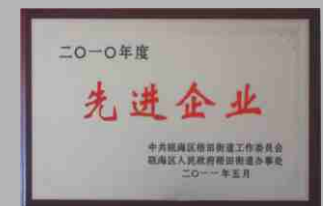
After 21 years of development and growth, it is now covering over 40000 square meters construction area with more than 225 workers and over 18 professional technicians .Our company owns numbers of advanced production equipments and more than 1000 kinds of Hardware molds. In addition, a new plant located in Jiangsu Qidong has also formally gone into production now.

Our main products consist of three Hardware industries: pet Hardware, riggings, furniture Hardware and hand tools, which include bolt snap die cast, buckles, spurs, pulleys, turnbuckles, snap hooks, thimbles, shackles, door handles, fasteners, door numbers, locks ,pliers, wrenches, utility knife ,screwdrivers and so on.

We devote ourselves to build our eternal brand: DuraStark. This word derives from two words combined Durable and Strong, which comes from German words. Just as the brand implies, durable and strong is our guarantee. We firmly believe that DuraStark will become your eternally reliable and satisfied brand.



CERTIFICATES AND HONORS



excellent equipments

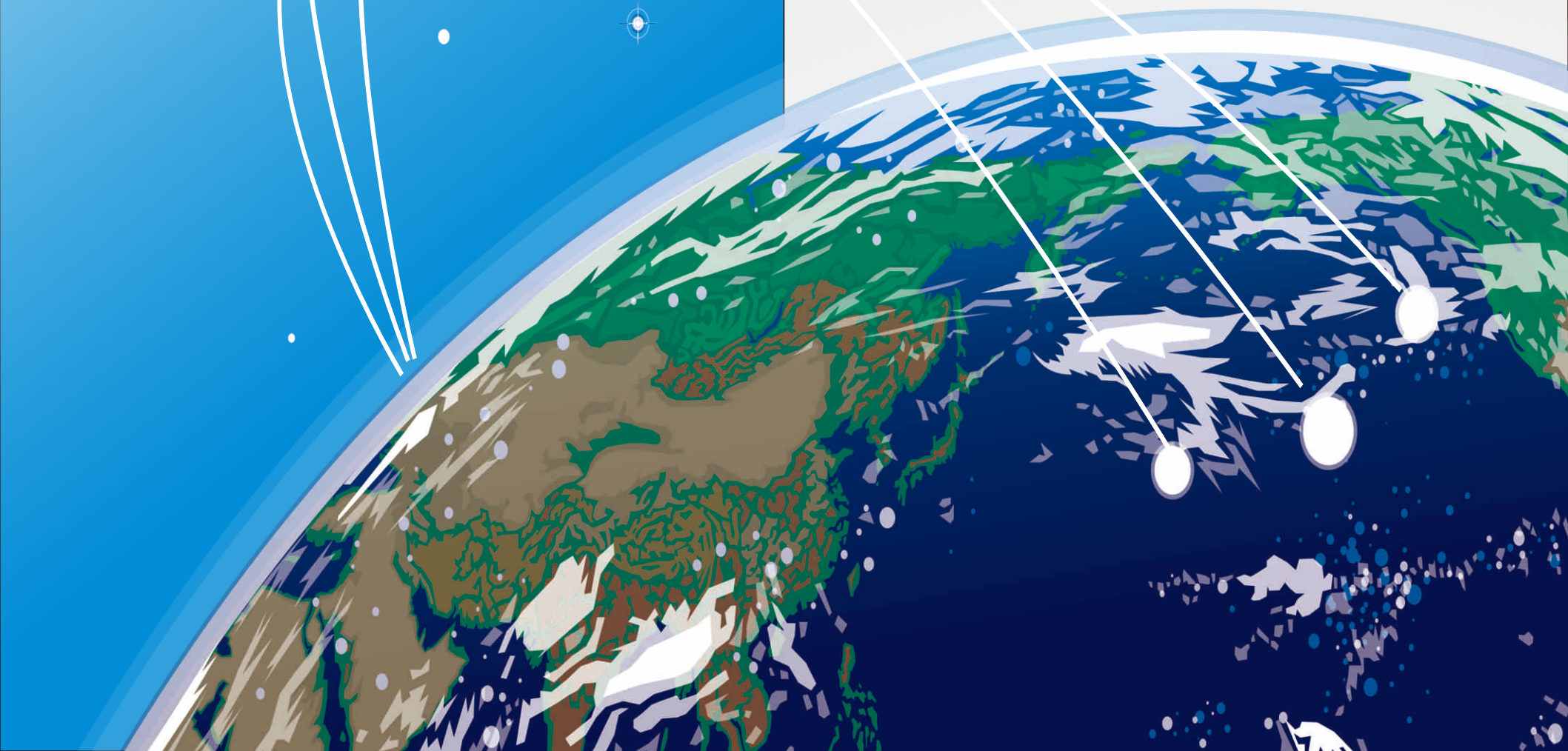
Scientific technics

Guarantee first-class products.

NETWORK SALES

Professional, integrity, efficiency and reliable


With development of business, we gain customers trust and appreciation with our fine quality, excellent credit and fast service. And we successively establish long-term cooperation with international renowned companies. Besides consolidating the original market, we will expand continuously international market in order to build a bigger sales team and lay solid foundation for brand DuraStark toward the world.



Snap Hook

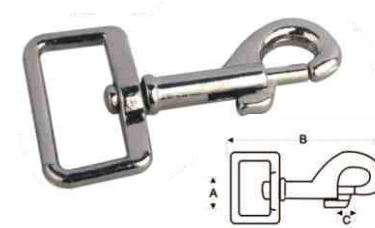
- Used for key chains, dog leashes, hanging crafts or decorations, beading projects and more.
- Excellent for quick connect/disconnect with pet leashes, ropes, small gates and dozens of other uses.

PET HARDWARE — BOLT SNAPS



DP-5079ZT

ART NO	A inch	B mm	C mm	NW g
5079Z-10	3/8"	53	7	10
5079Z-12	1/2"	55	7	12
0148Z-12	1/2"	54	7	11
0148Z-19	3/4"	54	7	13
0148Z-25	1"	54	7	14




DP-0148Z

ART NO	A inch	B mm	C mm	NW g
0148Z-12	1/2"	54	7	11
0148Z-19	3/4"	54	7	13
0148Z-25	1"	54	7	14



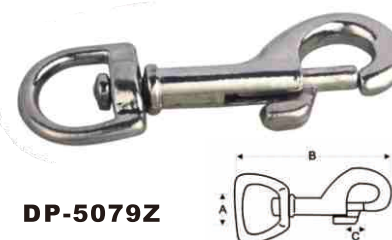
DP-5055Z

ART NO	A inch	B mm	C mm	NW g
5055Z-10	3/8"	63	9	18
5055Z-12	1/2"	65	9	18.5
5055Z-16	5/8"	68	9	19
5055Z-19	3/4"	70	9	19.5
5055Z-25	1"	60	9	18



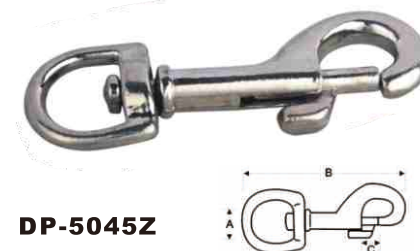
DP-5055ZT

ART NO	A inch	B mm	C mm	NW g
5055ZT-16	5/8"	63	9	19
5055ZT-19	3/4"	63	9	20
5055ZT-25	1"	63	9	21




DP-5079Z

ART NO	A inch	B mm	C mm	NW g
5079ZT-10	3/8"	54	7	10
5079ZT-12	1/2"	54	7	11



DP-5045Z

ART NO	A inch	B mm	C mm	NW g
5045Z-10	3/8"	65	8	18.5
5045Z-12	1/2"	70	8	20.5
5045Z-16	5/8"	72	8	21.5
5045Z-19	3/4"	74	8	22.5



DP-5045ZT

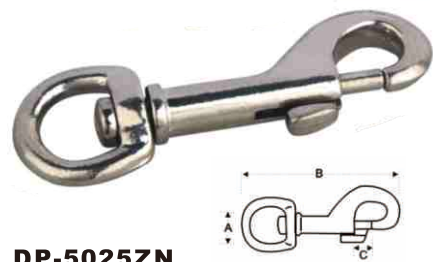
ART NO	A inch	B mm	C mm	NW g
5045ZT-16	5/8"	70	8	19
5045ZT-19	3/4"	68	8	21
5045ZT-25	1"	70	8	22
5045ZTN-16	5/8"	67	8	18.5



DP-5025Z

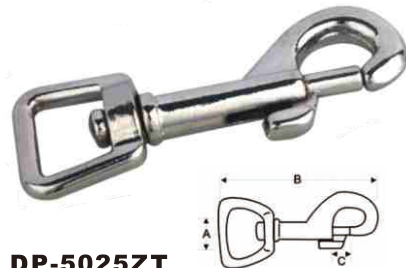
ART NO	A inch	B mm	C mm	NW g
5025Z-10	3/8"	75	11	26
5025Z-12	1/2"	76	11	26.5
5025Z-16	5/8"	80	11	27.5
5025Z-19	3/4"	82	11	29

PET HARDWARE — BOLT SNAPS



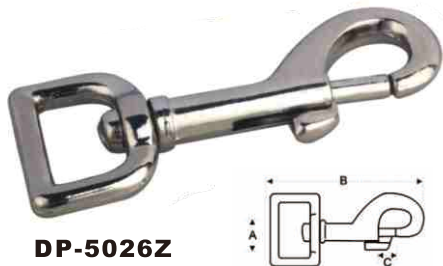
DP-5025ZN

ART NO	A inch	B mm	C mm	NW g
5025ZN-12	1/2"	79	11	29
5025ZN-19	3/4"	84	11	33
5025ZN-25	1"	86	11	38



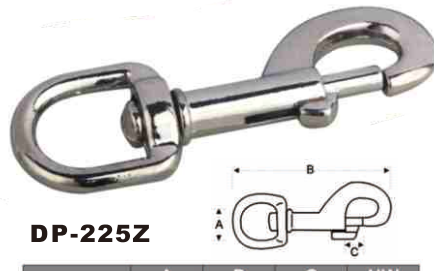
DP-5025ZT

ART NO	A inch	B mm	C mm	NW g
5025ZT-16	5/8"	75	11	28
5025ZT-19	3/4"	74	11	29
5025ZT-25	1"	74	11	31



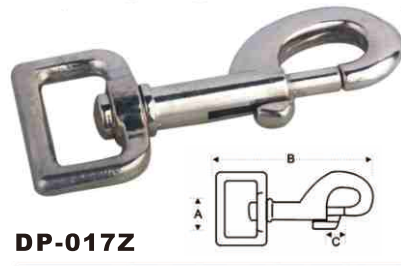
DP-5026Z

ART NO	A inch	B mm	C mm	NW g
5026Z-16	5/8"	75	11	30
5026Z-19	3/4"	75	11	32
5026Z-25	1"	75	11	34
5026Z-38	1 1/2"	75	11	36



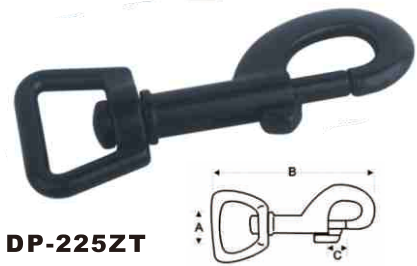
DP-225Z

ART NO	A inch	B mm	C mm	NW g
225Z-12	1/2"	84	11	40
225Z-16	5/8"	86	11	42
225Z-19	3/4"	90	11	43
225Z-22	7/8"	91	11	45
225Z-25	1"	93	11	46
225ZN-19	3/4"	87	11	43



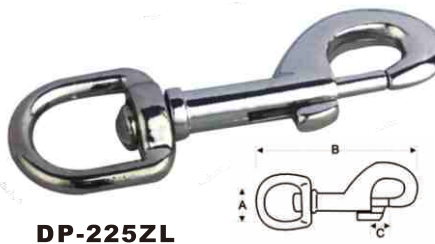
DP-017Z

ART NO	A inch	B mm	C mm	NW g
017Z-16	5/8"	80	11	39
017Z-19	3/4"	80	11	40
017Z-25	1"	80	11	42
017Z-32	1 1/4"	80	11	44
017Z-38	1 1/2"	80	11	47
017Z-50	2"	90	11	52



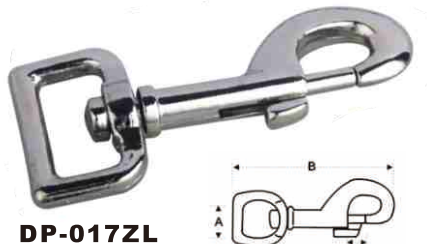
DP-225ZT

ART NO	A inch	B mm	C mm	NW g
225ZT-16	5/8"	80	11	39
225ZT-19	3/4"	80	11	41
225ZT-25	1"	80	11	43



DP-225ZL

ART NO	A inch	B mm	C mm	NW g
225ZL-16	5/8"	90	10	42
225ZL-19	3/4"	90	10	44
225ZL-22	7/8"	95	10	47
225ZL-25	1"	97	10	48



DP-017ZL


ART NO	A inch	B mm	C mm	NW g
017ZL-19	3/4"	84	10	42
017ZL-25	1"	84	10	45
017ZL-32	1 1/4"	84	10	48

PET HARDWARE — PANIC SNAPS



DP-126Z

ART NO	A mm	B mm	C mm	NW g
126Z-50	11	50	8	17
126Z-60	13	60	9	30
126Z-70	15	70	11	44
126Z-85	18	85	13	80
126Z-100	21	100	17	124
126Z-120	25	120	19	214



DP-1001Z

ART NO	A inch	B mm	C mm	NW g
1001Z-12	1/2"	100		125
1001ZH-12	1/2"	100		143



DP-1002Z

ART NO	A inch	B mm	C mm	NW g
1002Z-16	3/4"	107		137
1002Z-25	1"	107		139
1002Z-32	1 1/4"	107		142



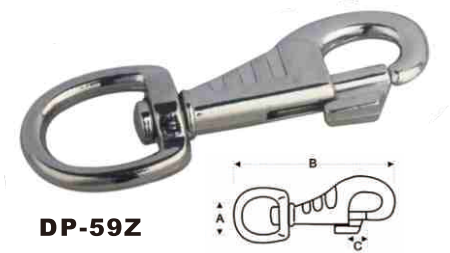
DP-1003Z

ART NO	A inch	B mm	C mm	NW g
1003Z-19	3/4"	119		140
1003Z-25	1"	123		144
1003Z-32	1 1/4"	128		148



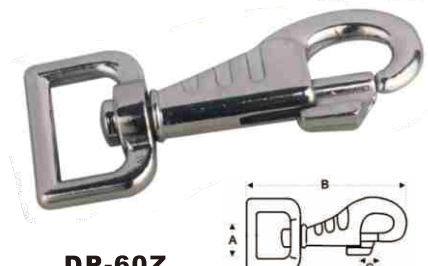
DP-1011Z

ART NO	A inch	B mm	C mm	NW g
1011Z-19	3/4"	100		103
1011Z-25	1"	100		108



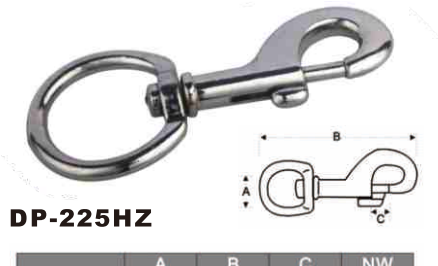
DP-59Z

ART NO	A inch	B mm	C mm	NW g
59Z-12	1/2"	85	12.5	43
59Z-16	5/8"	86	12.5	45
59Z-19	3/4"	91	12.5	46
59Z-22	7/8"	92	12.5	48
59Z-25	1"	94	12.5	49



DP-60Z


ART NO	A inch	B mm	C mm	NW g
60Z-16	5/8"	80	12.5	42
60Z-19	3/4"	80	12.5	44
60Z-22	7/8"	80	12.5	45
60Z-25	1"	80	12.5	46



DP-225HZ


ART NO	A inch	B mm	C mm	NW g
225HZ-16	5/8"	96	12	60
225HZ-19	3/4"	99	12	64
225HZ-25	1"	102	12	66
225HZ-28	1 1/4"	103	12	68
225HZ-32	1 1/2"	110	12	70
225HZH-25	1"	109	12	80

PET HARDWARE — CAP SNAPS



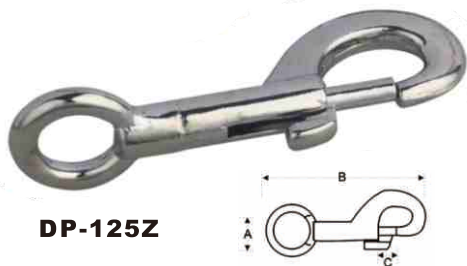
DP-830ZS

ART NO	A inch	B mm	C mm	NW g
830ZS-10	3/8"	67	7	28
830ZS-12	1/2"	68	7	28.5
830ZS-16	5/8"	70	7	30
830ZS-19	3/4"	72	7	31



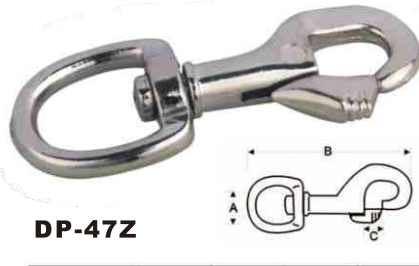
DP-848ZS

ART NO	A inch	B mm	C mm	NW g
848ZS-16	5/8"	68	7	28.5
848ZS-19	3/4"	67	7	28.5
848ZS-25	1"	67	7	28.5



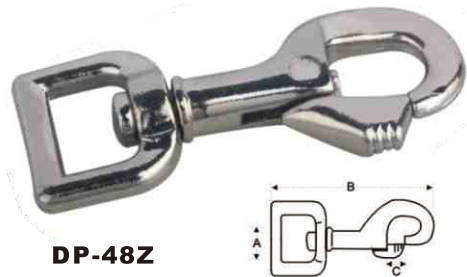
DP-125Z

ART NO	A inch	B mm	C mm	NW g
125Z-12	1/2"	83	12	34
125Z-16	5/8"	86	12	35
125Z-19	3/4"	88	12	36



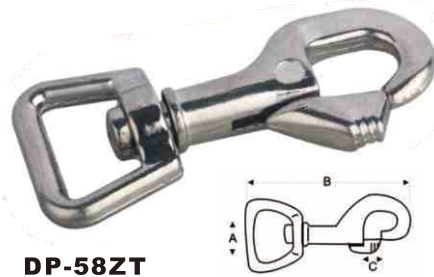
DP-47Z

ART NO	A inch	B mm	C mm	NW g
47Z-12	1/2"	72	10	39
47Z-16	5/8"	74	10	41
47Z-19	3/4"	78	10	42
47Z-22	7/8"	80	10	44
47Z-25	1"	82	10	45



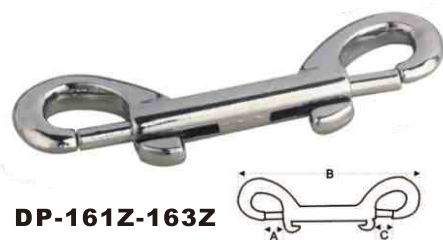
DP-48Z

ART NO	A inch	B mm	C mm	NW g
48Z-16	5/8"	70	10	39
48Z-19	3/4"	70	10	40
48Z-22	7/8"	70	10	41
48Z-25	1"	70	10	42



DP-58ZT

ART NO	A inch	B mm	C mm	NW g
58ZT-16	5/8"	78	10	45
58ZT-19	3/4"	78	10	46
58ZT-25	1"	78	78	48



DP-161Z-163Z


ART NO	A inch	B mm	C mm	NW g
161Z	10	88	10	35
162Z	10	100	10	47
163Z	12	118	12	70



DP-251Z

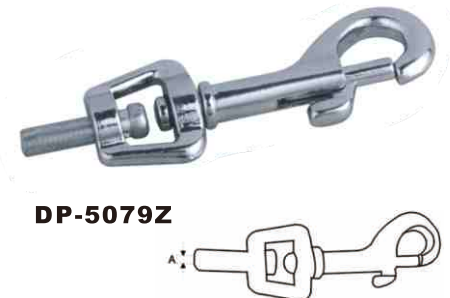
ART NO	A inch	B mm	C mm	NW g
251Z-12	1/2"	81	12	50
251Z-16	5/8"	82	12	54
251Z-19	3/4"	86	12	56
251Z-22	7/8"	87	12	58
251Z-25	1"	89	12	60
251Z-32	1 1/4"	98	12	70

PET HARDWARE — QUICK SNAPS



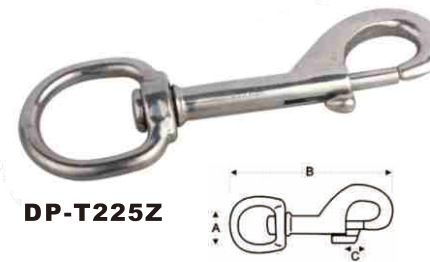
DP-844Z

ART NO	A inch	B mm	C mm	NW g
844Z-2	3/32"			35
844Z-3	1/8"			35
834Z-3	1/8"			85



DP-5079Z

ART NO	A mm	B mm	C mm	NW g
5079Z	1.5			15
5025Z	2.5			42
225Z	3.5			52



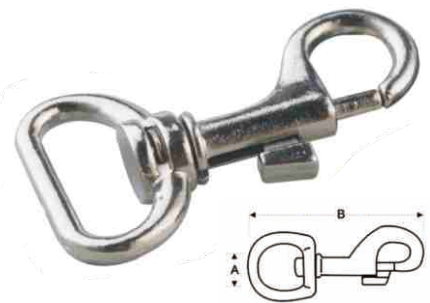
DP-T225Z

ART NO	A inch	B mm	C mm	NW g
T225Z-28	1 1/4"	130		80



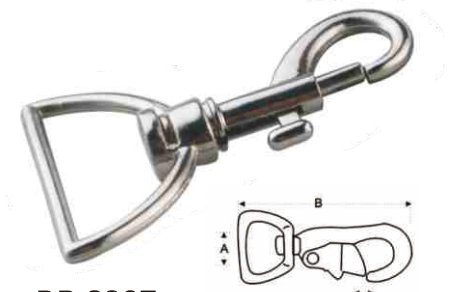
DP-232Z

ART NO	A inch	B mm	C mm	NW g
232Z-12	1/2"	50	4	7
232Z-19	3/4"	60	5.5	30



DP-234Z

ART NO	A inch	B mm	C mm	NW g
234Z-20	3/4"	45	5.5	8




DP-236Z

ART NO	A inch	B mm	C mm	NW g
236Z-38	1 1/2"	60	7	14



DP-3726Z

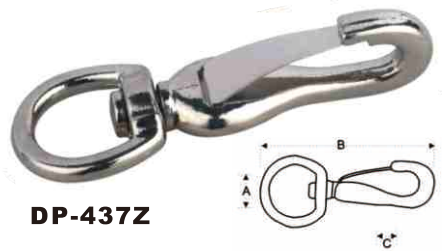
ART NO	A inch	B mm	C mm	NW g
3726Z-19	3/4"	65	6	36
3726Z-25	1"	65	6	36.5



DP-238Z


ART NO	A inch	B mm	C mm	NW g
3238Z-40	1 1/2"	119	13	130

PET HARDWARE — TRIGGER SNAPS




DP-437Z

ART NO	A inch	B mm	C mm	NW g
437Z-10	3/8"	63	5	16
437Z-12	1/2"	63	5	16.5
437Z-16	5/8"	65	5	18
437Z-19	3/4"	68	5	19



DP-5037Z

ART NO	A inch	B mm	C mm	NW g
5037Z-10	3/8"	65	5	17.5



DP-334Z

ART NO	A inch	B mm	C mm	NW g
334Z-10	3/8"	50	5	10
334Z-12	1/2"	52	5	12



DP-5013ZS

ART NO	A inch	B mm	C mm	NW g
5013ZS-10	3/8"	63		26
5013ZS-12	1/2"	63		26.5
5013ZS-16	5/8"	65		28
5013ZS-19	3/4"	66		30



DP-5015ZS

ART NO	A inch	B mm	C mm	NW g
5015ZS-16	5/8"	62		28
5015ZS-19	3/4"	62		29
5015ZS-25	1"	62		31



DP-5013Z

ART NO	A inch	B mm	C mm	NW g
5013Z-10	3/8"	58		30
5013Z-12	1/2"	65		36
5013Z-16	5/8"	67		37
5013Z-19	3/4"	71		39
5013Z-22	7/8"	73		40
5013Z-25	1"	76		43



DP-578Z

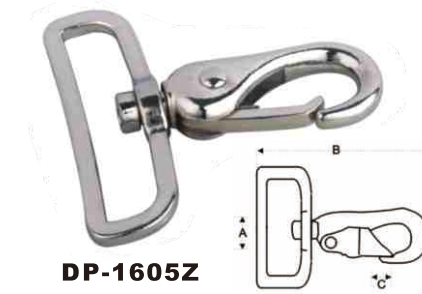
ART NO	A inch	B mm	C mm	NW g
578Z-6	1/4"	40		5.5
578Z-10	3/8"	40		5.5



DP-5051Z

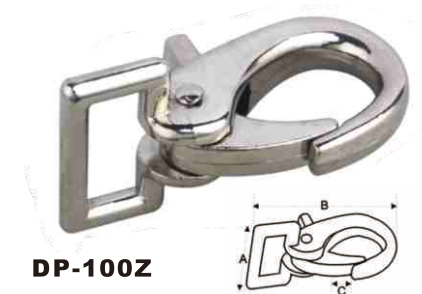
ART NO	A inch	B mm	C mm	NW g
5051Z-6	1/4"	60		12
5051Z-10	3/8"	70		21
5051Z-12	1/2"	95		41
5051Z-16	5/8"	125		71

PET HARDWARE — TIE SNAPS



DP-1605Z

ART NO	A inch	B mm	C mm	NW g
1605Z-25	1"	65	10	32
1605Z-38	1 1/2"	65	10	35



DP-100Z

ART NO	A inch	B mm	C mm	NW g
100Z-22	7/8"	61	9	45
100Z-25	1"	61	9	46
100Z-38	1 1/2"	61	9	50



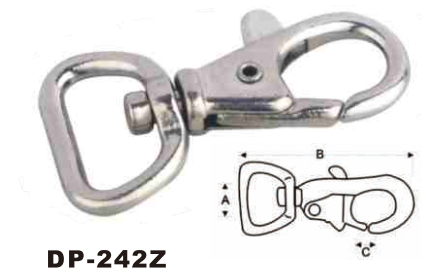
DP-3142Z

ART NO	A inch	B mm	C mm	NW g
3142Z-22	7/8"	100		120
3142Z-25	1"	100		120



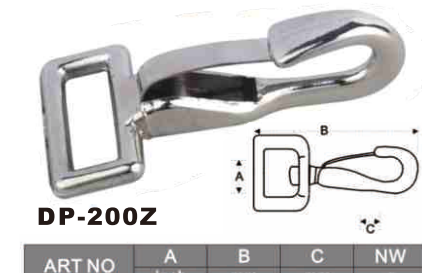
DP-3143Z

ART NO	A inch	B mm	C mm	NW g
3143Z-25	1"	100		125
3143Z-32	1 1/4"	100		140



DP-242Z

ART NO	A inch	B mm	C mm	NW g
242ZS-12	1/2"	40		6
242ZS-16	5/8"	40		6
242ZS-19	3/4"	40		6
242ZS-25	1"	40		6.5



DP-200Z

ART NO	A inch	B mm	C mm	NW g
200Z-12	1/2"	75	12	31
200Z-16	5/8"	75	12	33
200Z-19	3/4"	75	12	34
200Z-22	7/8"	75	12	35
200Z-25	1"	75	12	36
200Z-32	1 1/4"	75	12	38



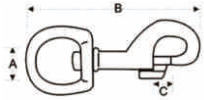
DR-Z0491

DR-Z0188

PET HARDWARE — BRASS SNAPS



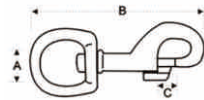
DP-225B



ART NO	A inch	B mm	C mm	NW g
225B-16	5/8"	81	12	47
225B-19	3/4"	81	12	47
225B-25	1"	90	12	57



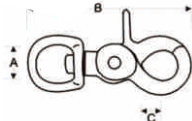
DP-225HB




ART NO	A inch	B mm	C mm	NW g
225HB-28	1 1/4"	114	17	108
225HB-32	1 1/4"	118	17	117



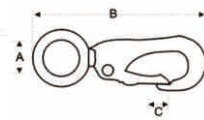
DP-5013B



ART NO	A inch	B mm	C mm	NW g
5013B-12	1/2"	67	15	37



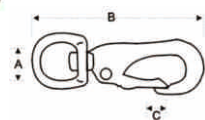
DP-249B



ART NO	A inch	B mm	C mm	NW g
249B-0	3/8"	54	7	20
249B-1	5/8"	69	7	34
249B-2	11/16"	80	12	44
249B-3	3/4"	95	16	96



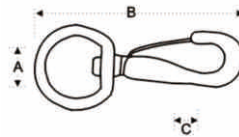
DP-251B



ART NO	A inch	B mm	C mm	NW g
251B-1	3/4"	86	10	64
251B-2	7/8"	93	13	75
251B-3	7/8"	115	15	117



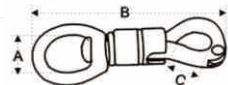
DP-334B



ART NO	A inch	B mm	C mm	NW g
334B-10	3/8"	53	5	12



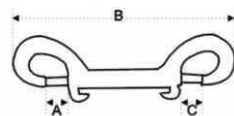
DP-3002B



ART NO	A inch	B mm	C mm	NW g
3002B-25	1"	117	16	140



DP-161B-163B



ART NO	A inch	B mm	C mm	NW g
161B	10	90	10	43
162B	11	100	11	47
163B	13	120	13	77

PET HARDWARE — BRASS SNAPS



DR-Z0581



DR-Z0582



DR-Z0583



DR-Z0584



DR-Z0585



DR-Z0586



DR-Z0587



DR-Z0588



DR-Z0589



DR-Z0590



DR-Z0591




PET HARDWARE — BUCKLES



DP-9482Z

ART NO	A inch	B mm	C mm	NW g
9482Z-10	3/8"			3.5
9482Z-16	5/8"			12
9482Z-19	3/4"			16
9482Z-25	1"			32
9482Z-32	1 1/4"			45
9482Z-38	1 1/2"			55



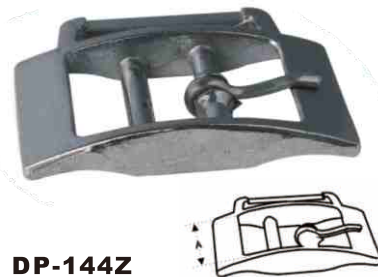
DP-2300Z

ART NO	A inch	B mm	C mm	NW g
2300Z-12	1/2"			2.5
2300Z-16	5/8"			3
2300Z-19	3/4"			3.5
2300Z-25	1"			6



DP-5706Z

ART NO	A inch	B mm	C mm	NW g
5706Z-19	3/4"			42
5706Z-25	1"			52



DP-144Z

ART NO	A inch	B mm	C mm	NW g
144Z-30	1 1/4"	60		45



DP-369Z

ART NO	A inch	B mm	C mm	NW g
369Z-19	3/4"			40
369Z-25	1"			50



DP-146Z

ART NO	A inch	B mm	C mm	NW g
146Z-25	1"			52



DP-2972Z

ART NO	A inch	B mm	C mm	NW g
2972Z-50	2"			52



DP-5701Z

DP-5702Z


ART NO	A inch	B mm	C mm	NW g
5701Z-25	1"			66
5702Z-25	1"			42

PET HARDWARE — BUCKLES

DP-258Z



ART NO	A inch	B mm	C mm	NW g
258Z-25	1"			25.5



DP-923Z

ART NO	A inch	B mm	C mm	NW g
923Z-10	3/8"			5
923Z-12	1/2"			6
923Z-16	5/8"			8
923Z-19	3/4"			11
923Z-25	1"			21



DP-75Z

ART NO	A inch	B mm	C mm	NW g
75Z-19	3/4"			9
75Z-25	1"			14



DR-Z0592



DR-Z0593



DR-Z0594




DR-Z0595




DR-Z0596

PET HARDWARE — HORSE SPURS




DPH-21

ART NO	A mm	B mm	C mm	NW g
ZDXL-10	10			68
ZDXL-15	15			69
ZDXL-20	20			70
ZDXL-30	30			71
ZDXL-35	35			72



DPH-22

ART NO	A mm	B mm	C mm	NW g
ZDXM-10	10			58
ZDXM-15	15			59
ZDXM-20	20			60
ZDXM-30	30			61



DPH-23

ART NO	A mm	B mm	C mm	NW g
ZDXS-10	10			49
ZDXS-20	20			50



DPH-24



DPH-25



DPH-26



DPH-27



DPH-29




DPH-30



DPH-28



PET HARDWARE — DOG LEASHES/CHAINS




DR-Z0524



DR-Z0529



DR-Z0399



DR-Z0526



DR-Z0519



DR-Z0528



DR-Z0528



PET HARDWARE — CHOKER CHAINS



DR-Z0597



DR-Z0525



DR-Z0606



DR-Z0601




DR-Z0241



DR-Z0600



DR-Z0598



DR-Z0607

Rigging

- Rigid design ensures stability and strength.
- Made of durable zinc alloy, aluminum, stainless steel and iron.
- Ideal for high tension products and cordoning fences with cables or wires. Lighten your load with these premium-grade riggings.



RIGGINGS — WIRE ROPE CLIPS



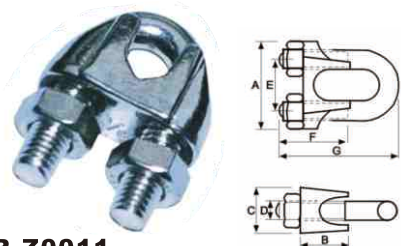
DR-514Z

ART NO	A mm	B mm	C mm	NW g
514Z-2	2			17
514Z-3	3			17.5
514Z-4	4			36
514Z-5	5			39
514Z-6	6			49




DR-7316Z

ART NO	A inch	B mm	C mm	NW g
7316Z-1/8"	1/8"			17
7316Z-3/16"	3/16"			21
7316Z-1/4"	1/4"			29



DR-Z0011
U.S. TYPE WIRE ROPE CLIPS

Size (inch)	A mm	B mm	C mm	D mm	E mm	F mm	G mm
1/16	13/16	13/12	15/32	3/16	3/8	1/2	23/32
1/8	7/8	7/16	9/16	3/16	7/16	9/16	25/32
3/16	1 1/8	1/2	9/32	1/4	9/16	21/32	15/16
1/4	1 1/4	19/32	23/32	5/16	21/32	25/32	1 1/2
5/16	1 1/2	5/8	25/32	5/16	23/32	7/8	1 1/4
3/8	1 3/4	7/8	7/8	3/8	7/8	1 1/4	1 3/4
7/16	1 7/8	29/32	29/32	3/8	31/32	1 1/2	1 7/8
1/2	1 3/4	29/32	1 1/8	7/16	1 1/4	1 1/2	2 1/4
9/16	2 1/8	1 1/8	1 1/8	1/2	1 1/4	1 1/2	2 1/2
5/8	2 1/4	1 1/4	1 1/4	1/2	1 1/4	1 1/2	2 3/4
3/4	2 3/4	1 1/2	1 1/2	9/16	1 1/4	1 1/2	2 7/8
7/8	2 7/8	1 5/8	1 5/8	5/8	1 1/2	1 1/2	3 1/4
1	3 1/8	1 7/8	1 7/8	5/8	1 1/2	2 1/4	3 3/4




DR-Z0010
DIN 741 WIRE ROPE CLIPS

Size	D mm	B mm	H1 mm	H2 mm	H3 mm	L1 mm	L2 mm
3mm	M4	12	20	7.5	3.7	17.8	4.8
5mm	M5	13	24	8.2	3.9	22	5.1
6mm	M6	13	28	10.8	5	23.5	7
8mm	M6	20	34	11.7	6	27.4	9.5
10mm	M8	21	42	13	6.3	31.8	10
11mm	M8	24.5	44.5	16	6.5	36.5	12
13mm	M10	30	55	19.5	7.5	42	13
14mm	M10	30	57	23.8	7.7	44	14.5
16mm	M12	33	63.5	26.2	9.5	49.5	17.6
19mm	M12	38	75	31.3	10.8	54.4	22.5
22mm	M12	44	85	34.5	10.8	57.5	22.9
26mm	M14	45	95	35	11	64	27.5




DR-7300Z

ART NO	A inch	B mm	C mm	NW g
7300Z	1/8"			14
7300Z	3/16"			21.5
7300Z	1/4"			28



DR-Z0013
DUPLIX WIRE ROPE CLIP

Size	L mm	D mm
2	37	M4
3	40	M4
4	43	M5
5	52	M6
6	60	M6
8	72	M8
10	84	M10



DR-Z0012

SIMPLEX WIRE ROPE CLIP

Size	L mm	D mm
2	18.5	M4
3	20	M4
4	21.5	M5
5	26	M6
6	30	M6
8	36	M8
10	42	M10



RIGGINGS — PULLEYS



DR-0173Z

SIZE	D	DIA ROPE SIZE	L	L1	W	W1	E	GM/PC
1/2"	1/2"	5/32"	1 1/8"	11/32"	5/16"	9/32"	7/16"	19
3/4"	3/4"	3/16"	1 1/4"	1 1/4"	5/16"	9/32"	7/16"	27
1"	1"	1/4"	2"	3/8"	13/32"	3/8"	7/16"	47
1 1/4"	1 1/4"	5/16"	3 1/2"	1/2"	17/32"	1/2"	13/16"	80
1 1/2"	1 1/2"	3/8"	3 3/4"	13/32"	17/32"	1/2"	13/16"	95
2"	2"	7/16"	4 1/4"	9/16"	9/16"	1/2"	13/16"	166



DR-0178Z

SIZE	D	DIA ROPE SIZE	L	L1	W	W1	E	GM/PC
1/2"	1/2"	5/32"	1 1/8"	11/32"	5/16"	9/32"	7/16"	28
3/4"	3/4"	3/16"	1 1/4"	1 1/4"	5/16"	5/16"	7/16"	40
1"	1"	1/4"	2 1/4"	3/8"	13/32"	3/8"	7/16"	73
1 1/4"	1 1/4"	5/16"	3 1/2"	1/2"	17/32"	1/2"	13/16"	126
1 1/2"	1 1/2"	3/8"	3 3/4"	13/32"	17/32"	1/2"	13/16"	142
2"	2"	7/16"	4 1/4"	9/16"	9/16"	1/2"	13/16"	283



DR-0174Z

SIZE	D	DIA ROPE SIZE	L	L1	W	W1	E	GM/PC
1/2"	1/2"	5/32"	1 1/8"	11/32"	5/16"	9/32"	3/16"	15
3/4"	3/4"	3/16"	1 1/4"	1 1/4"	5/16"	5/16"	3/16"	24
1"	1"	1/4"	2 1/4"	3/8"	13/32"	3/8"	1/4"	43
1 1/4"	1 1/4"	5/16"	3 1/2"	1/2"	17/32"	1/2"	3/8"	70
1 1/2"	1 1/2"	3/8"	3 3/4"	13/32"	17/32"	1/2"	3/8"	85
2"	2"	7/16"	4 1/4"	9/16"	9/16"	1/2"	1/2"	170



DR-0176Z

SIZE	D	DIA ROPE SIZE	L	L1	W	W1	E	GM/PC
1/2"	1/2"	5/32"	1 1/8"	11/32"	5/16"	9/32"	3/16"	24
3/4"	3/4"	3/16"	1 1/4"	1 1/4"	5/16"	5/16"	3/16"	36
1"	1"	1/4"	2 1/4"	3/8"	13/32"	3/8"	1/4"	69
1 1/4"	1 1/4"	5/16"	3 1/2"	1/2"	17/32"	1/2"	3/8"	115
1 1/2"	1 1/2"	3/8"	3 3/4"	13/32"	17/32"	1/2"	3/8"	140
2"	2"	7/16"	4 1/4"	9/16"	9/16"	1/2"	1/2"	282



DR-7310B

ART NO	A inch	B mm	C mm	NW g
7310B-25	1"	52		54
7310B-38	1 1/2"	81		126



DR-7320B

ART NO	A inch	B mm	C mm	NW g
7320B-25	1"	52		77
7320B-38	1 1/2"	81		217



DR-502Z

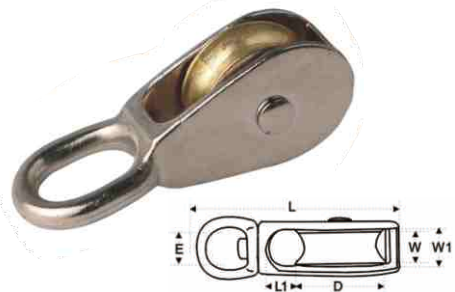
ART NO	D mm	L mm	E mm	NW g
502Z-15	15	49	10	21
502Z-20	20	59	11	36
502Z-25	25	70	12	52
502Z-30	30	76	13	77
502Z-40	40	90	16	110
502Z-50	50	110	17	175
502Z-65	65	133	18	360



DR-504Z

ART NO	D mm	L mm	E mm	NW g
504Z-15	15	49	10	34
504Z-20	20	58	11	55
504Z-25	25	70	12	72
504Z-30	30	80	13	115
504Z-40	40	90	16	190
504Z-50	50	100	17	293

RIGGINGS — PULLEYS



DR-0172Z

SIZE	D	DIAROE SIZE	L	L1	W	W1	E	GM/PC
0172Z	25	7	64	9.5	10	15	12	47




DR-503Z

ART NO	D	L	E	NW
	mm	mm	mm	g
503Z-30	30	100	13	103




DR-505Z

ART NO	D	L	E	NW
	mm	mm	mm	g
505Z-15	15	50	10	20
505Z-20	20	55	11	36.5
505Z-25	25	75	12	64.5
505Z-30	30	85	13	94.5
505Z-40	40	90	16	130
505Z-50	50	105	17	225



DR-0270Z

ART NO	A	B	C	NW
	mm	mm	mm	g
0270Z-30	30			45
0270Z-50	50			58



DR-0271Z


ART NO	A	B	C	NW
	mm	mm	mm	g
0271Z-30	30			40
0271Z-50	50			80



DR-0272Z

ART NO	A	B	C	NW
	mm	mm	mm	g
0272Z-25	25			49
0272Z-30	30			48
0272Z-35	35			56
0272Z-40	40			72
0272Z-50	50			83
0272Z-60	60			118

DR-Z0178 AISI 304/316



SIZE	A	B	C	D	E
15MM	11.0	13.0	57.5	15.0	11.5
20MM	13.0	15.0	67.5	20.0	11.5
25MM	14.0	17.0	79.5	25.0	18.0
32MM	15.0	18.0	89.0	32.0	18.0
50MM	20.0	25.0	120.5	50.0	20.0

DR-Z0179 AISI 304/316



SIZE	A	B	C	D	E
15MM	11.0	13.0	57.5	15.0	11.5
20MM	13.0	15.0	69.0	20.0	11.5
25MM	14.0	17.0	81.0	25.0	18.0
32MM	15.0	18.0	91.0	32.0	18.0
50MM	20.0	25.0	117.0	50.0	20.0

RIGGINGS — PULLEYS



DR-Z0578

GREEN TACKLE			
SIZE	W.L.L	DIAM OF ROPE	NET WEIGHT
IN	LBS	MM	KG
8	1000	7/8	4.2
10	1000	1	4.6
12	1000	1	5.9
14	1000	1	7.3



DR-Z0577

SUPER CHAMPION SNATCH BLOCK WITH HOOK			
SIZE	W.L.L	DIAM OF ROPE	NET WEIGHT
IN	TON	IN	KG
8	20	1 1/8	46
10	20	1 1/8	52
12	20	1 1/8	60
14	20	1 1/8	64
16	20	1 1/8	102
18	25	1 1/8	131
20	30	1 1/8	187
24	40	1 1/8	286



DR-Z0576

ALLOY TYPE CHAMPION SNATCH BLOCK WITH SHACKLE			
SIZE	W.L.L	DIAM OF ROPE	NET WEIGHT
IN	TON	IN	KG
6	12	3/4	16.5
8	12	3/4 7/8	29
10	12	3/4 7/8	36



DR-Z0575

CRANE PULLEY BLOCK SINGLE SHEAVE WITH HOOK			
SIZE	W.L.L	DIAM OF ROPE	NET WEIGHT
KGS	TON	MM	KG
300	0.3	12	0.3
400	0.4	14	0.37
500	0.5	16	1.18
1000	1	20	1.84
2000	2	23	3.6



DR-Z0574

SWITCH STEEL PULLEY			
SIZE	W.L.L	DIAM OF ROPE	NET WEIGHT
IN	TON	MM	KG
4	1.5	10	2.5
5	2.5	12	3.6



DR-Z0572

STEEL PULLEY			
SIZE	W.L.L	DIAM OF ROPE	NET WEIGHT
IN	TON	MM	KG
4	1.5	10	2.2
5	2.5	12	3.8



DR-Z0573

GREAT PULLEY			
SIZE	W.L.L	DIAM OF ROPE	NET WEIGHT
IN	TON	MM	KG
80	5	48	3.8



DR-Z0571

SS SWIVEL BLOCK WITH SINGLE WHEEL			
SIZE	LENGTH	DIAM OF ROPE	NET WEIGHT
MM	MM	MM	KG/100PCS
4	129	13.5	36.5
5	165	15	83.2
500	205	16.5	147

RIGGINGS — PULLEYS



DR-Z0048

Name	Size mm	Material	Specifications
cast iron Swivel Tackle	75*20	Steel	Plastic-coated
	100*20		
	120*20		
	145*20		
	165*22		
	180*22		
	195*24		
	200*24		
	220*24		
	250*26		
300*32			



DR-Z0049

Name	Size Inch	Material	Specifications
cast iron with double wheel pulley	3/4"	Steel	Plastic-coated/ Galvanized
	1"		
	1-1/4"		
	1-1/2"		
	2"		
	2-1/2"		
3"			



DR-Z0050

Name	Size Inch	Material	Specifications
cast iron with single wheel pulley	3/4"	Steel	Plastic-coated/ Galvanized
	1"		
	1-1/4"		
	1-1/2"		
	2"		
	2-1/2"		
3"			



DR-Z0273

Name	Size mm	Material	Specifications
Nylon pulley	Length: 92mm Wheel diameter: 60mm	Nylon	



DR-Z0274

Name	Size mm	Material	Specifications
Nylon pulley	Length: 60mm Wheel diameter: 25mm	Iron & nylon	



DR-Z0275

Name	Size mm	Material	Specifications
Steel Tackle	Length: 120mm Wheel diameter: 50mm	Iron	Galvanized



DR-Z0278

Name	Size mm	Material	Specifications
Nylon Pulley	Length: 80mm	Nylon & Steel	galvanize



DR-Z0279

Name	Size mm	Material	Specifications
Swing Nylon Pulley	Length: 70mm	Nylon & Steel	galvanize

RIGGINGS — PULLEYS



DR-Z0276

Name	Size mm	Material	Specifications
Nylon pulley wheel	outer diameter*inside diameter*slot width	Nylon	Galvanized
	25*5*7		
	28*4*6		
	30*6*8		
	40*7*9		
	40*5*8		
	50*7*12		
	60*6*8		
65*9*15			



DR-Z0277

Name	Size mm	Material	Specifications
Zinc alloy pulley heel	outer diameter*inside diameter*slot width	Zinc Alloy	galvanize
	25*4*6		
	30*5*8		
	35*5*9		
	50*6*10		
	60*5*12		



DR-Z0610



DR-Z0566



DR-Z0617




DR-Z0618



DR-Z0256



RIGGINGS — TURNBUCKLES



DR-1390Z

EUROPEAN TYPE ZINC DIECAST TURNBUCKLES

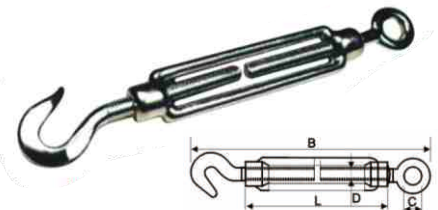
SIZE	L1 mm	L2 mm	b mm	g mm	m mm	NW mm
MSX50	50	30	8	43	43	7
MSX70	70	50	9	50	50	7
MSX90	90	70	10	52	60	8
MSX100	100	70	10	70	70	10
MSX70	70	45	11	60	55	11
MSX110	110	80	11	60	75	11
M10X80	80	50	12	70	60	11
M10X120	120	80	15	100	95	18
M12X130	130	90	15	105	100	15



DR-1391Z

U.S. TYPE ZINC DIECAST TURNBUCKLES

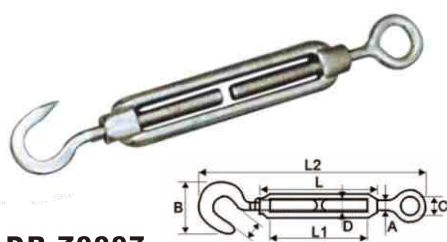
SIZE	OVERALL LGTH-CLOSED	OVERALL LGTH-OPEN	TAKE UP	I.D. EYE	HOOK RADIUS	NW
5/32"	3/4"	4 1/4"	1 1/2"	1/4"	1/4"	15
3/16"	3/4"	5 1/4"	1 1/2"	5/16"	5/16"	25.5
7/32"	4 1/4"	8 1/4"	1 1/2"	3/8"	3/8"	48
1/4"	5 1/4"	7 1/4"	2 1/4"	3/8"	3/8"	61
5/16"	6 1/4"	9 1/4"	2 1/4"	7/16"	7/16"	105
3/8"	7 1/4"	10 1/4"	3"	1/2"	1/2"	171



DR-Z0006

DIN 1480 STEEL/STAINLESS STEEL TURNBUCKLES

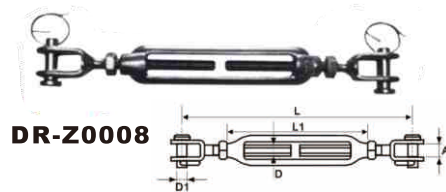
SIZE(D)	L	B	C
mm	mm	mm	mm
M5	70	90	8
M6	110	172-252	9
M8	110	182-257	10
M10	125	213-298	14
M12	125	238-318	16
M14	140	263-353	18
M16	170	320-430	22
M20	200	367-497	24



DR-Z0007

EUROPEAN TYPE STEEL/STAINLESS STEEL TURNBUCKLES

D	L	L1	L2	B	C	S
mm	mm	mm	mm	mm	mm	mm
3/16" (5mm)	70	52	120	13	8	9
1/4" (6mm)	90	78	180	16	10	10
5/16" (8mm)	120	100	200	20	14	11
3/8" (10mm)	150	120	240	28	16	12
1/2" (12mm)	200	168	300	36	18	14
5/8" (16mm)	250	210	390	40	26	16
3/4" (20mm)	300	250	440	50	30	18



DR-Z0008

TURNBUCKLE EUROPEAN TYPE

SIZE(D)	L	L1	A	D1
mm	mm	mm	mm	mm
M5	121	70	6	5.2
M6	145	90	7.5	6.2
M8	180	120	10	8.7
M10	225	150	12	9.7
M12	300	200	14	12.6
M16	380	250	16	16



DR-1389Z

TURNBUCKLES SERIES

SIZE(D)	L	L1	A	NW
mm	mm	mm	mm	g
1389Z	60	34		50



DR-Z0204



DR-Z0493

DR-Z0180

RIGGINGS — SHACKLES



DR-Z0001

EUROPEAN TYPE DEE SHACKLE

SIZE	A	B	C	D	E
4	4	8	16	4	24
5	5	10	20	5	30
6	6	12	24	6	35
8	8	16	32	8	44
10	10	20	40	10	56
12	12	24	48	12	66
14	14	28	56	14	76
16	16	32	64	16	88
18	18	36	72	18	100
20	20	40	80	20	109
22	22	44	90	22	120
24	24	50	96	24	135
28	28	56	112	28	148



DR-Z0002

EUROPEAN TYPE BOW SHACKLE

SIZE	A	B	C	D	E	F
4	4	12	8	16	4	24
5	5	17	10	20	5	30
6	6	20	12	24	6	35
8	8	27	16	32	8	45
10	10	33	20	40	10	56
12	12	39	24	48	12	66
14	14	47	28	56	14	76
16	16	53	32	64	16	86
18	18	62	36	72	18	97
20	20	65	40	80	20	110
22	22	76	44	90	22	119
24	24	79	50	96	24	136
28	28	89	56	112	28	148



DR-Z0053

US TYPE DEE SHACKLE

SIZE	A	B	C	D
3/16"	4.8	9	20	6
1/4"	6.4	12	22	8
5/16"	8	13	26	9
3/8"	9.5	16	31	11
7/16"	11.1	18	36	12
1/2"	12.7	20	41	16
5/8"	15.9	27	51	19
3/4"	19	31	60	22
7/8"	22.2	36	71	25
1"	25.4	43	81	28
1-1/8"	28.6	46	90	31
1-1/4"	31.8	51	100	35
1-3/8"	34.9	57	112	38
1-1/2"	38.1	60	124	41
1-3/4"	44.4	73	146	51
2"	50.8	82	171	57
2-1/2"	63.5	105	203	65



DR-Z0004

US TYPE BOW SHACKLE

SIZE	A	B	C	D	E
3/16"	4.8	9	17	22	6
1/4"	6.4	12	20	28	8
5/16"	8	13	21	31	9
3/8"	9.5	16	26	36	11
7/16"	11.1	18	29	43	12
1/2"	12.7	20	33	47	16
5/8"	15.9	27	43	60	19
3/4"	19	31	51	71	22
7/8"	22.2	36	58	84	25
1"	25.4	43	68	95	28
1-1/8"	28.6	46	74	108	31
1-1/4"	31.8	51	82	119	35
1-3/8"	34.9	57	92	133	38
1-1/2"	38.1	60	98	146	41
1-3/4"	44.4	73	127	177	51
2"	50.8	82	146	196	57
2-1/2"	63.5	105	184	266	65



DR-Z0054

JIS TYPE DEE SHACKLE

SIZE	A	B	C	D	E
4	4	8	14	4	24
5	5	10	18	5	30
6	6	12	21	6	35
8	8	16	28	8	44
10	10	20	35	10	56
12	12	24	46	12	66
14	14	28	49	14	76
16	16	32	56	16	88
18	18	36	63	18	100
20	20	40	70	20	109
22	22	44	77	22	120
24	24	50	84	24	135
28	28	56	98	28	148



DR-Z0055

JIS TYPE BOW SHACKLE

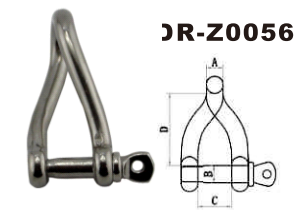
SIZE	A	B	C	D	E	F
4	4	12	8	14	4	24
5	5	17	10	18	5	30
6	6	20	12	21	6	35
8	8	27	16	28	8	45
10	10	33	20	35	10	56
12	12	39	24	46	12	66
14	14	47	28	49	14	76
16	16	53	32	56	16	86
18	18	62	36	63	18	97
20	20	65	40	70	20	110
22	22	76	44	77	22	119
24	24	79	50	84	24	136
28	28	89	56	98	28	148



DR-Z0003

LONG DEE SHACKLE

SIZE	A	B	C	D	E
4	4	8	30	4	24
5	5	10	38	5	30
6	6	12	45	6	35
8	8	16	60	8	44
10	10	20	75	10	56
12	12	24	90	12	66

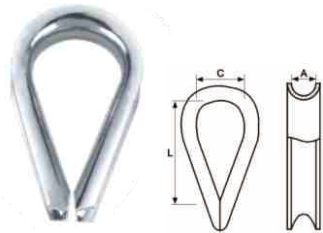


DR-Z0056

TWIST SHACKLE

SIZE	A	B	C	D
4	4	4	8	22
5	5	5	10	28
6	6	6	12	33
8	8	8	16	44
10	10	10	20	55
12	12	12	24	66

RIGGINGS — THIMBLES



DR-Z0057

DIN6899 A TYPE THIMBLE

Size- \varnothing mm	A mm	L mm	C mm	Size- \varnothing mm	A mm	L mm	C mm
2.5	3.0	21.5	10	10.0	11.0	47.5	22
3.0	3.5	23.5	11	11.0	12.0	51.5	24
3.5	4.0	26.5	12	12.0	13.0	56.5	26
4.0	5.0	28.5	13	13.0	14.0	61.0	28
5.0	6.0	30.0	14	15.0	16.0	69.5	32
6.0	7.0	33.0	15	16.0	18.0	78.0	35
7.0	8.0	35.0	16	18.0	20.0	86.5	40
8.0	9.0	39.0	18	20.0	22.0	95.0	44
9.0	10.0	43.0	20	24/26	26.0	105.0	48



DR-Z0058

G-411 STANDARD WIRE ROPE THIMBLES

Size- \varnothing mm	A mm	B mm	C mm
1/8"	17	33	1.2
3/16"	17.5	33	1.2
1/4"	18	33	1.2
5/16"	20.5	38	1.2
3/8"	24	42	1.5
1/2"	29	48	2
5/8"	35	57	3
3/4"	41	64	3.5
7/8"	48	89	4
1"	64	108	4
1 1/8-1 1/4"	70	115	5.5



DR-Z0059

G-414 STANDARD WIRE ROPE THIMBLES

Size- \varnothing mm	A mm	B mm	C mm
1/4"	22	41	1.5
5/16"	27	48	2
3/8"	29	54	3
7/16"	32	61	3
1/2"	38	70	3.5
9/16"	38	72	3.5
5/8"	44	82	4
3/4"	51	95	5.5
7/8"	57	108	5.5
1"	64	114	6
1 1/8-1 1/4"	73	130	6



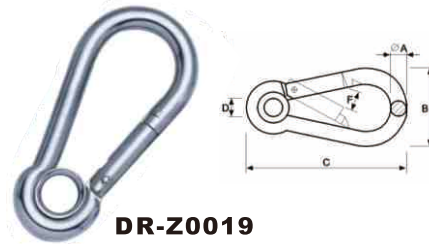
DR-Z0060

DIN6899 B TYPE THIMBLE

Size- \varnothing mm	A mm	B mm	C mm	Size- \varnothing mm	A mm	B mm	C mm
4	4	11	16	12	12	38	51
5	5	16	22	14	14	40	57
6	6	19	26	16	16	42	60
7	7	22	32	18	18	45	67
8	8	24	34	20	20	51	76
9	9	29	38	22	22	54	83
10	10	32	42	24	24	64	88
11	11	35	48	26	26	68	102
				28	28	73	110



RIGGINGS — SNAP HOOKS



DR-Z0019

SNAP HOOK WITH EYELET DIN5299 FORM A

SIZE mm	A mm	B mm	C mm	D mm	F mm	W.L.L. mm
4X40	4	20	40	5	7	80
5X50	5	25	50	5	7	100
6X60	6	30	60	5	8	140
7X70	7	35	70	7	8	200
8X80	8	40	80	10	9	250
9X90	9	45	90	10	10	280
10X100	10	50	100	13	11	400
11X120	11	57	120	13	16	500
12X140	12	67	140	15	19	600
13X160	13	74	160	17	25	700
14X180	14	86	180	17	35	900



DR-Z0022

SNAP HOOK WITH SCREW DIN 5299 FORM D

SIZE mm	A mm	B mm	C mm	D mm	F mm	W.L.L. mm
4X40	4	20	40	7	7	80
5X50	5	25	50	8	7	100
6X60	6	30	60	9	8	140
7X70	7	35	70	10	8	200
8X80	8	40	80	12	9	250
9X90	9	45	90	12	10	280
10X100	10	50	100	15	11	400
11X120	11	57	120	18	16	500
12X140	12	67	140	20	19	600
13X160	13	74	160	22	25	700
14X180	14	86	180	22	35	900



DR-Z0020

EGG TYPE SNAP HOOK DIN5299 FORM B

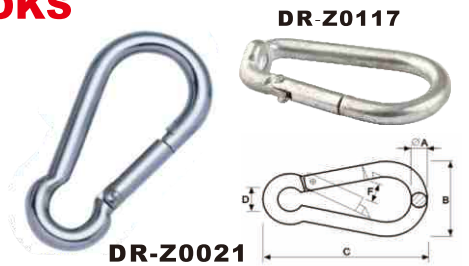
SIZE mm	A mm	B mm	C mm	F mm	W.L.L. mm
5X50	5	25	50	7	100
6X60	6	30	60	8	140
7X70	7	35	70	8	200
8X80	8	40	80	9	250
9X90	9	45	90	10	280
10X100	10	50	100	11	400
11X120	11	57	120	16	500
12X140	12	67	140	19	600



DR-Z0028

PEAR SHAPED QUICK LINK

\varnothing A mm	L1 mm	L2 mm	F mm	W.L.L. mm
3.5	52	27	9.5	120
4	60	32	11	350
5	70	37	12	450
6	81	42.8	14	600
8	100	50.8	17	1100
9	108	57	19	1300
10	117.5	63.5	20.5	1500
12	141	76	23	1650



DR-Z0117

DR-Z0021

SNAP HOOK DIN5299 FORM C

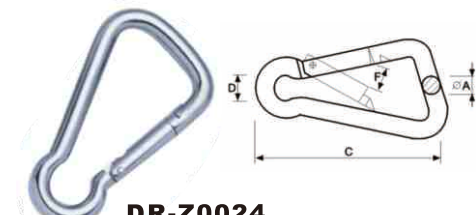
SIZE mm	A mm	B mm	C mm	D mm	F mm	W.L.L. mm
4X40	4	20	40	7	7	80
5X50	5	25	50	8	7	100
6X60	6	30	60	9	8	140
7X70	7	35	70	10	8	200
8X80	8	40	80	12	9	250
9X90	9	45	90	12	10	280
10X100	10	50	100	15	11	400
11X120	11	57	120	18	16	500
12X140	12	67	140	20	19	600
13X160	13	74	160	22	25	700
14X180	14	86	180	22	35	900



DR-Z0023

SNAP HOOK WITH EYELET AND SCREW

SIZE mm	A mm	B mm	C mm	D mm	F mm	W.L.L. mm
5X50	5	25	50	8	7	100
6X60	6	30	60	9	8	140
7X70	7	35	70	10	8	200
8X80	8	40	80	12	9	250
9X90	9	45	90	12	10	280
10X100	10	50	100	15	11	400
11X120	11	57	120	18	16	500
12X140	12	67	140	20	19	600
13X160	13	74	160	22	25	700
14X180	14	86	180	22	35	900



DR-Z0024

STEEL OBLIQUE ANGLE SNAP HOOK

SIZE mm	A mm	C mm	D mm	F mm	W.L.L. LBS
5X50	5	50	8	9	100
6X60	6	60	9	10	140
8X80	8	80	12	13	250
10X100	10	100	15	18	400
11X120	11	120	15	24	500

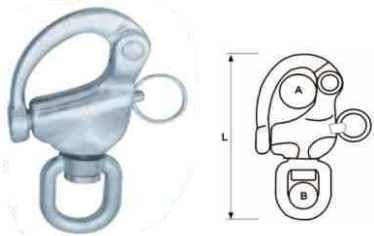


DR-Z0026

QUICK LINK

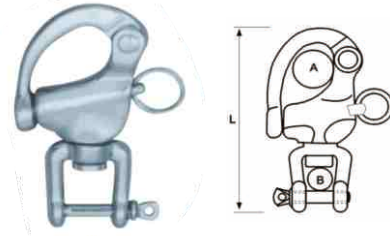
SIZE mm	A mm	L1 mm	L2 mm	F mm	W.L.L. mm
3.5	3.5	36.5	17	5	175
4	4	40	19.5	5.5	500
5	5	49	23	6.5	650
6	6	58	26.5	7.5	675
7	7	65	30.5	8.5	1200
8	8	75	33.5	10.5	1525
9	9	82	35	11.5	1975
10	10	90	40.5	12.5	2300
12	12	107	47.5	14.5	2500
14	14	125	54.5	17	2800

RIGGINGS — EYE BOLTS



DR-Z0035
SWIVEL SNAP SHACKLE ROUND HEAD

L	A	B
mm	mm	mm
70	12	12
87	16	12
120	22	16



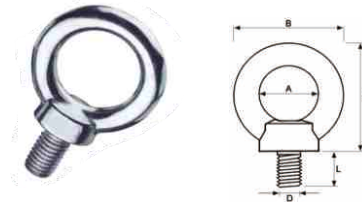
DR-Z0036
SWIVEL SNAP SHACKLE JAW HEAD

L	A	B
mm	mm	mm
69	12	12
90	16	12
128	22	16



DR-Z0029
DIN 582 EYE NUT

D	A	B	C	E
mm	mm	mm	mm	mm
6	20	36	36	8
8	20	36	36	8
10	25	45	45	10
12	30	54	53	12
14	30	54	53	12
16	35	63	62	14
18	35	63	62	14
20	40	72	71	16
24	50	90	90	20
30	60	108	109	24
36	70	126	128	18



DR-Z0030
DIN 580 EYE BOLT

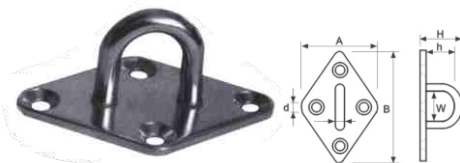
D	A	B	C	E
mm	mm	mm	mm	mm
6	20	36	36	13
8	20	36	36	13
10	25	45	45	17
12	30	54	53	20
14	30	54	53	20
16	35	63	62	27
18	35	63	62	27
20	40	72	71	30
24	50	90	90	36
30	60	108	109	45
36	70	126	128	54



DR-Z0031

WIRE EYE STRAP

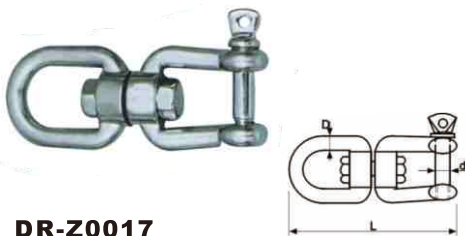
D	L1	L2	H	h	d
mm	mm	mm	mm	mm	mm
4	40	32	16	11	3.2
5	50	40	16	13	4.2
6	57	44	22	16	5.2
8	63	47	25	17	5.2



DR-Z0032

DIAMOND EYE PLATE

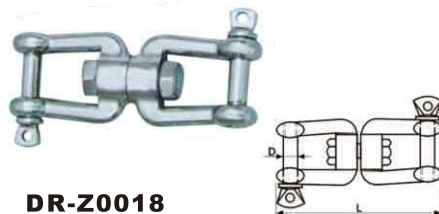
D	A	B	H	h	W	d
mm	mm	mm	mm	mm	mm	mm
5	37	59	22	12	11	4.2
6	50	64	26	15	15	4.2
8	60	80	33	20	18	5.2



DR-Z0017

EUROPEAN SWIVEL EYE AND JAW

Size	D	d	L
mm	mm	mm	mm
5	5	5	59
6	6	6	65
8	8	8	94
10	10	10	118
13	13	13	152
16	16	16	188
19	19	19	229

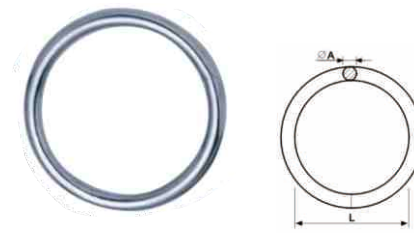


DR-Z0018

EUROPEAN SWIVEL EYE AND JAW

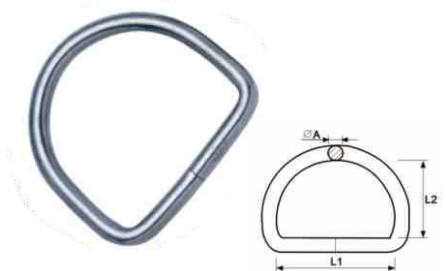
Size	D	L
mm	mm	mm
5	5	59
6	6	66
8	8	94
10	10	118
13	13	152
16	16	188
19	19	229

RIGGINGS — RINGS



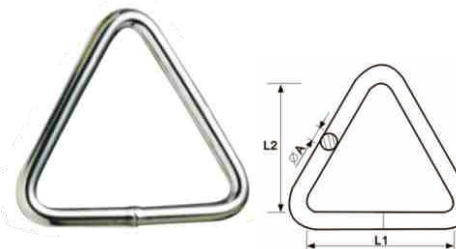
DR-Z0037

SIZE	∅A	L	SIZE	∅A	L
mm	mm	mm	mm	mm	mm
3X25	3	25	6X40	6	40
4X25	4	25	6X50	6	50
4X30	4	30	6X60	6	60
4X40	4	30	7X35	7	35
5X30	5	30	8X40	8	40
5X40	5	40	8X50	8	50
5X50	5	50	10X50	10	50
6X30	6	30	10X70	10	70



DR-Z0038

∅A	L1	L2	∅A	L1	L2
mm	mm	mm	mm	mm	mm
3	25	22	6	40	37
4	25	22	6	50	47
4	30	27	8	40	37
5	30	27	8	50	47
5	40	37	10	50	47




DR-Z0039

∅A	L1	L2
mm	mm	mm
5	30	30
6	50	50
8	50	50



DR-180Z

ART NO	A	B	C	NW
	inch	mm	mm	g
180Z-6X8	6	25	8	3.5
180Z-10X10	10	35	10	10
180Z-10X12	10	40	12	11
180Z-9X13	9	47	13	21
180Z-9X16	9	49	16	23



DR-7913Z

ART NO	A	B	C	NW
	inch	mm	mm	g
7931Z-3/4" X3/4"	3/4"	60	3/4"	36
7931Z-3/4" X1"	3/4"	60	1"	39
7931Z-1" X3/4"	1"	60	3/4"	37
7931Z-1" X1"	1"	60	1"	40



DR-178Z

ART NO	A	B	C	NW
	inch	mm	mm	g
178Z-10	3/8"	38		12
178Z-12	1/2"	52		21
178Z-16	5/8"	62		33
178Z-19	3/4"	70		37
178Z-22	7/8"	72		42
178Z-25	1"	78		46
178Z-28	1 1/8"	80		50
178Z-32	1 1/4"	92		62



DR-179Z

ART NO	A	B	C	NW
	inch	mm	mm	g
179Z-16	5/8"	50		31
179Z-19	3/4"	50		33
179Z-22	7/8"	50		35
179Z-25	1"	50		37



DR-Z216

EUROPEAN SWIVEL EYE AND EYE

Size	D	L
mm	mm	mm
5	5	59
6	6	65
8	8	90
10	10	115
13	13	152
16	16	188
19	19	229

RIGGINGS



DR-Z0041
S'HOOK


SIZE	OA	L	F
mm	mm	mm	mm
3	3	25	3
4	4	35	4.5
5	5	45	6.5
6	6	55	7
7	7	65	8
8	8	75	10
10	10	105	11
12	12	120	13.5



DR-Z0043
SWIVEL SNAP

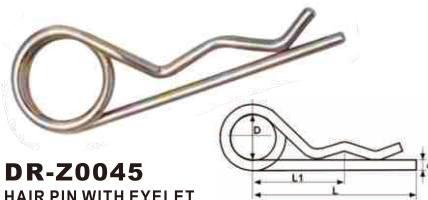


SIZE
mm
25
30
40
50
60
70
80
90
100
120



DR-Z0044
HAIR PIN

d	L	L1	D
mm	mm	mm	mm
2	50	25	10
3	60	28	18
4	60	30	20
5	85	40	24
6	105	50	30
7	105	50	30
8	110	55	28



DR-Z0045
HAIR PIN WITH EYELET

d	L	L1	D
mm	mm	mm	mm
2	50	25	10
3	62	32	16
4	78	44	23
5	92	50	26
6	120	70	30
7	130	72	30
8	130	76	30

RIGGINGS



DR-Z0517



DR-Z0141



DR-Z0341



DR-Z0115



DR-Z0150



DR-Z0151




DR-Z0353



DR-Z0522



DR-Z0375



DR-Z0046
LINCH PINS

d	L	d1	d2
mm	mm	mm	mm
4.5	30	2	22
5	40	2.5	24
6	45	3	25
7	45	3	38
8	45	3.5	34
9	46	3.5	34
10	46	3.5	34
11	46	3.5	34



DR-Z0047
SADDLERY BUCKLE

SIZE	THICKNESS
mm	mm
1 1/2"	5

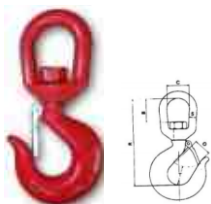


DR-Z0184

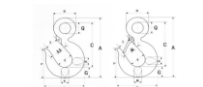


DR-Z0396

U.S. EYE HOOKS LATCHES



DR-Z0133

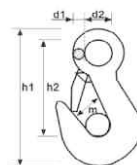


S-320C	S-320A	J	Q
3/4	1	23.62	19.05
1	1-1/2	24.64	23.11
1-1/2	2	26.92	28.70
2	3	30.23	31.75
3	5	38.10	39.62
5	7	45.21	50.80
7-1/2	11	61.21	61.98
10	15	66.55	72.14
15	22	86.61	88.90
20	30	101.60	88.90
25	37	107.95	114.30
30	45	120.65	125.48
40	60	148.05	144.53

322C	322A	B	C	O
3/4	1	15/16	1 1/4	7/8
1	1 1/2	15/16	1 1/2	31/32
1 1/2	2	15/8	1 3/4	1
2	3	19/16	1 3/4	1 1/8
3	4 1/2	13/4	2	1 11/32
5	7	25/16	2 1/2	1 11/16
7 1/2	11	23/8	2 3/4	2 1/16
10	15	2 13/16	3 1/8	2 1/4



DR-Z0015



SIZE	d1	d2	h1	h2	m
mm	mm	mm	mm	mm	mm
8	13	25	146	107	32
10	15	28	160	118	36
12	15	29	162	120	38.5
14	17	32	178	130	40
16	18	35	195	140	44.5
18	19	36	199	145	45



DR-Z0486

SIZE
mm
6X40



DR-Z0177

DR-Z0182

RIGGINGS



DR-Z0176



DR-Z0164



DR-Z0167



DR-Z0170



DR-Z0172



DR-Z0173



DR-Z0148



DR-Z0342



DR-Z0515



DR-Z0154



DR-Z0156



DR-Z0157



DR-Z0153



DR-Z0132



DR-Z0123



DR-Z0104



DR-Z0105



DR-Z0106

RIGGINGS



DR-Z0488



DR-Z0485



DR-Z0183



DR-Z0487



DR-Z0118



DR-Z0031



DR-Z0132



DR-Z0514



DR-Z0322



DR-Z0116



DR-Z0113



DR-Z0239



DR-Z0518



DR-Z0568



DR-Z0521

RIGGINGS — HOSE CLAMPS



DR-Z0492

European type hose clamps

8-16
10-16
12-20
16-25
16-27
19-29
20-32
25-40
32-50
40-60
50-70
60-80
70-90
80-100
90-110
100-120
110-130
120-140
130-150
140-160



DR-Z0119

U.S. type hose clamps

14-27
18-32
21-38
21-44
27-51
33-57
40-63
46-70
52-76
59-82
65-89
72-95
78-101
84-108
91-114
105-127
118-140
130-152
141-165
155-178



DR-Z0615



DR-Z0616



DR-Z0319



RIGGINGS — CHAINS

DIN 5685A/C SHORT/LONG LINK CHAIN



SIZE MM	INSIDE LENGTH		OUTSIDE WIDTH		WEIGHT PER 100M KG	WORKING LOAD		BREAKING LOAD		GRADE
	MM	MM	MM	MM		N	N	N	N	
6	24		24		73		4500		11500	A
	42				63					C
	45.5				86					A
6.5	26		26		74		5400		13500	A
	28				100					C
	49		28		86		6000		15000	C
8	32		32		130		8000		20000	A
	52				110					C
	56				179					A
8.5	34		34		125		9000		22500	C
	36				165					A
	59		36		141		10000		25000	C
10	40		40		205		12500		31000	A
	44				175					C
	44				250					A
11	44		44		211		15000		38000	C
	48				290					A
	78		48		255		18000		45000	C
12	52				345					A
	52				295		21200		53000	C
	82		52							A

DIN764 LINK CHAIN



SIZE MM	INSIDE LENGTH		INSIDE WIDTH		OUTSIDE WIDTH		LENGTH PER 11 LINK MM	WEIGHT PER 100M KG	BREAKING LOAD		TEST LOAD KG
	MM	±MM	MM	±MM	MM	±MM			KN	KN	
6	0.20	21	0.20		8		231		74.0	16.5	850
8	0.20	28	0.50	11		29	308	2.20	131.5	32	1680
		28	0.30					1.20			
10	0.30	35	0.60	14		36	385	2.75	200	50	2630
		35	0.30					1.50			
12	0.30	42	0.60	16		41	462	3.20	298	70	3680
		42	0.30					1.80			
13	0.40	45	0.70	18		47	495	3.50	350	80	4200
		45	0.40					2.00			
14	0.45	49	0.75	20		48	539	3.80	406	92	4830
		49	0.45					2.00			
16	0.50	56	0.90	22		58	616	4.30	520	125	6700
		56	0.50					2.50			
18	0.80	63	1.00	24		65	693	4.70	650	160	8400
		63	0.50					2.80			
20	1.00	70	1.10	27		72	770	5.40	820	200	10000
		70	0.60					3.20			
23	1.20	80	1.30	31		83	880	6.20	1100	250	13000
		80	0.70					3.50			
26	1.30	91	1.50	35		94	1001	7.00	1400	320	16000
		91	0.80					4.00			

DIN763 LINK CHAIN




SIZE MM	±MM	INSIDE LENGTH		OUTSIDE WIDTH		WORKING LOAD KG	TEST LOAD		BREAKING LOAD N	WEIGHT PER M KG
		MM	±MM	MM	±MM		N	N		
6		42	2.0	24	1.2	224		4500	14000	0.63
7		49	2.5	28	1.4	300		6000	18000	0.86
8	0.5	52	2.5	32	1.6	400		8000	25000	1.10
8.5		56	2.8	34	1.7	460		9000	22500	1.25
9		59	3.0	36	1.8	530		10500	32000	1.41
10		65	3.2	40	2.0	630		12500	40000	1.75
11		72	3.4	44	2.0	790		15800	47500	2.11
12		78	3.6	48	2.3	940		18800	56500	2.55
13		82	4.0	52	2.5	1000		21200	63000	2.95
16		100	5.0	64	3.2	1600		33000	100000	4.45
18		113	5.2	70	3.2	2120		42300	127000	5.65
19		119	5.6	72	3.4	2370		47300	142000	6.25
20		120	6.0	75	3.8	2500		50000	160000	7.00
22		127	6.0	82	4.0	3170		63300	190000	8.55
25		140	6.6	85	4.2	4090		81700	245000	10.90
28		152	7.0	96	4.7	6000		120000	300000	13.9
32		171	7.8	108	5.2	8000		160000	400000	18.2

DIN766 LINK CHAIN



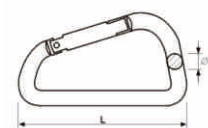
SIZE MM	±MM	INSIDE LENGTH			INSIDE WIDTH		OUTSIDE WIDTH		LENGTH PER 11 LINK			WEIGHT PER M KG
		MM	±MM	-MM	MM	MM	MM	±MM	-MM	MM		
6	0.2	18.5	0.4	0.2	7.2		20.2		203.5	2.4	1.2	0.8
7	0.3	22	0.4	0.2	8.4		23.8		242	3.0	1.4	1.1
8	0.3	24	0.4	0.2	9.6		27.2		264	3.2	1.5	1.4
9	0.4	27	0.5	0.3	10.8		30.6		297	3.6	1.8	1.8
10	0.4	28	0.5	0.3	12		34		308	3.7	1.9	2.2
11	0.4	31	0.5	0.3	13.2		37.4		341	4.0	2.0	2.7
12	0.3	36	0.6	0.3	14.4		40.8		396	4.4	2.2	3.10
13	0.5	36	0.6	0.3	15.6		44.2		396	4.6	2.4	3.8
14	0.6	41	0.7	0.4	16.8		47.6		451	5.4	2.7	4.4
16	0.6	45	0.8	0.4	19.2		54.4		495	6.0	3.0	5.7
18	0.9	50	0.8	0.4	21.6		61.2		550	6.6	3.3	7.3
19	0.4	53	0.9	0.4	22.8		64.8		583	7.0	3.7	7.97
20	1.0	56	1.0	0.5	24.0		68.0		616	7.4	3.7	9.0
22	1.2	62	1.0	0.5	26.4		75.0		682	8.0	4.0	11.0
23	1.2	64	1.0	0.5	27.6		78.2		704	8.4	4.2	12
26	1.3	73	1.2	0.6	31.2		88.4		803	9.6	4.8	15



Outdoor Accessories

- Used on outdoor tents, handbags, luggages and outdoor sport accessories
- Made of materials in alluminium, plastic and steel.
- Assorted colors, sizes and shapes.

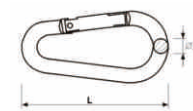
OUTDOOR ACCESSORIES — ALUMINUM CARABINERS



ALUMINUM SNAP HOOK D TYPE

SIZE	∅A	L
mm	mm	mm
5X50	5	50
6X60	6	60
7X70	7	70
8X80	8	80
10X100	10	100

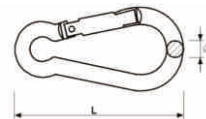
DR-Z0048



ALUMINUM SNAP HOOK EGG TYPE

SIZE	∅A	L
mm	mm	mm
5X50	5	50
6X60	6	60
7X70	7	70
8X80	8	80
10X100	10	100

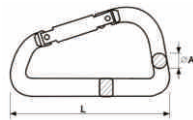
DR-Z0050



ALUMINUM SNAP HOOK CARBINE TYPE

SIZE	∅A	L
mm	mm	mm
5X50	5	50
6X60	6	60
7X70	7	70
8X80	8	80
10X100	10	100

DR-Z0049



ALUMINUM SNAP HOOK D TYPE WITH PIN

SIZE	∅A	L
mm	mm	mm
5X50	5	50
6X60	6	60
7X70	7	70
8X80	8	80
10X100	10	100

DR-Z0051



DR-Z0510



DR-Z0091



DR-Z0392



DR-Z0049



DR-Z0109



DR-Z0108



DR-Z0050



DR-Z0048



DR-Z0417



DR-Z0107



DR-Z0070



DR-Z0090



OUTDOOR ACCESSORIES—ALUMINUM CARABINERS



DR-Z0281



DR-Z0343



DR-Z0100



DR-Z0511



DR-Z0102



DR-Z0062



DR-Z0418



DR-Z0075



DR-Z0393



DR-Z0237



DR-Z0122



DR-Z0061



DR-Z0064



DR-Z0085



DR-Z0074



DR-Z0406



DR-Z0098



DR-Z0073



DR-Z0614



DR-Z0092



DR-Z0275

OUTDOOR ACCESSORIES—ALUMINUM CARABINERS



DR-Z0101



DR-Z0071



DR-Z0068



DR-Z0076



DR-Z0258



DR-Z0077



DR-Z0402



DR-Z0494



DR-Z0497



DR-Z0065



DR-Z0498



DR-Z0078



DR-Z0423



DR-Z0505



DR-Z0496



DR-Z0069



DR-Z0508



DR-Z0509



DR-Z0290



DR-Z0501



DR-Z0500

OUTDOOR ACCESSORIES — ALUMINUM CARABINERS



DR-Z0502

DR-Z0504

DR-Z0503



DR-Z0407

DR-Z0131

DR-Z0495



DR-Z0499

DR-Z0410

DR-Z0605



DR-Z0619



DR-Z0265




DR-Z0604



OUTDOOR ACCESSORIES — TENT PEGS



DR-4014Z



ART NO	A inch	B inch	C mm	NW g
4014Z-10		70		11.5
4014Z-86		86		20
4014Z-110		110		43



DR-4015Z

ART NO	A inch	B inch	C mm	NW g
4015Z-65		2-1/2"		10
4015Z-110		4-1/2"		33
4015Z-150		6"		58



DR-4016Z



ART NO	A inch	B inch	C mm	NW g
4016Z-110		4-1/2"		33



DR-Z0257

DR-Z0550



DR-Z0559



DR-Z0523



DR-Z0225



DR-Z0224



DR-Z0558



DR-Z0567



DR-Z0553

OUTDOOR ACCESSORIES—TENT PEGS



DR-Z0560 DR-Z0556 DR-Z0391 DR-Z0561 DR-Z0562



DR-Z0563 DR-Z0557 DR-Z0564 DR-Z0407 DR-Z0565



OUTDOOR ACCESSORIES—PLASTIC



DR-Z0541 DR-Z0542 DR-Z0234



DR-Z0220 DR-Z0185 DR-Z0187



DR-Z0221 DR-Z0189 DR-Z0513



DR-Z0537 DR-Z0386 DR-Z0160



DR-Z0381 DR-Z0538 DR-Z0103



DR-Z0539 DR-Z0163 DR-Z0534

OUTDOOR ACCESSORIES — PLASTIC



DR-Z0532



DR-Z0385



DR-Z0378



DR-Z0530



DR-Z0199



DR-Z0200



DR-Z0198



DR-Z0535



DR-Z0374



DR-Z0533



DR-Z0162



DR-Z0384



DR-Z0186



DR-Z0536



DR-Z0152



DR-Z0347



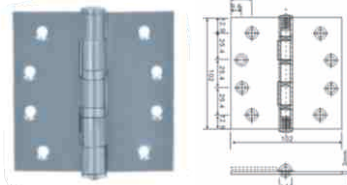
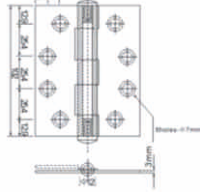

Furniture Hardware

- Available in zinc alloy, aluminum and stainless steel to satisfy your requirements.
- Full range of matching accessories available. great variety of door handles, they come in various shapes, designs, colors and styles.

FURNITURE HARDWARE—HINGES

FURNITURE HARDWARE—HINGES

Plain Joint



Inside 2 Ball Bearing


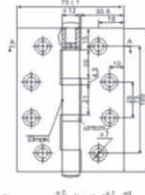

DF-2014

Dimension(HxWxT)	Dimension(HxWxT)
3.0x2.0x2.0mm	5.0x4.0x3.0mm
3.0x2.5x2.0mm	6.0x4.0x3.0mm
4.0x3.0x2.0mm	6.0x5.0x3.0mm
3.0x3.0x2.0mm	4.0x3.0x3.5mm
4.0x3.5x2.0mm	4.0x3.5x3.5mm
4.0x4.0x2.0mm	4.0x4.0x3.5mm
3.5x3.5x2.5mm	4.5x4.0x3.5mm
3.5x3.0x2.5mm	4.5x4.5x3.5mm
4.0x3.0x2.5mm	5.0x5.0x3.5mm
4.0x3.5x2.5mm	4.0x3.0x4.0mm
4.0x4.0x2.5mm	4.0x3.5x4.0mm
5.0x3.0x2.5mm	4.0x4.0x4.0mm
5.0x3.5x2.5mm	4.5x4.0x4.0mm
5.0x4.0x2.5mm	4.5x4.5x4.0mm
4.0x3.0x3.0mm	5.0x3.0x4.0mm
4.0x3.5x3.0mm	5.0x4.0x4.0mm
4.0x4.0x3.0mm	5.0x5.0x4.0mm
4.5x4.0x3.0mm	6.0x4.0x4.0mm
4.5x4.5x3.0mm	5.0x4.0x4.5mm
5.0x3.0x3.0mm	5.0x4.5x4.5mm
5.0x3.5x3.0mm	

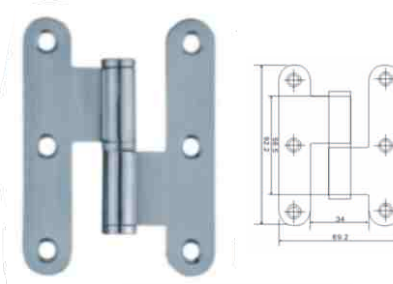
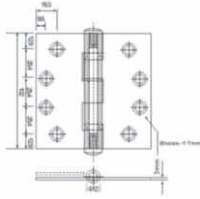
Recommendation:3 pieces pairs per door

2.0mm Thickness Hinges:25~40Kgs Per Door
2.5mm Thickness Hinges:40~60Kgs Per Door
3.0mm Thickness Hinges:60~80Kgs Per Door
3.5mm Thickness Hinges:80~120Kgs Per Door
4.0mm Thickness Hinges:120~150Kgs Per Door

Inside 2 Ball Bearing

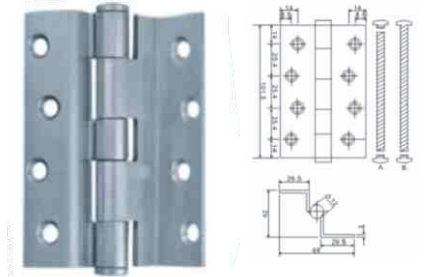


Outside 2 Ball Bearing



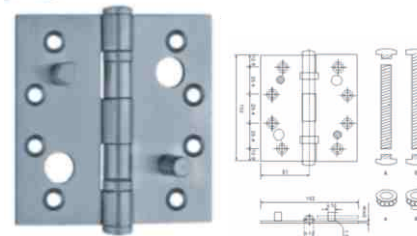
DF-2019
Flag hinge

Dimension(HxWxT)
92.2x69.2x2.5mm
95x54x2.0mm
110x58x2.0mm



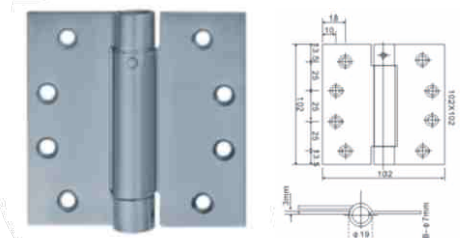
DF-2020
Cranked hinge

Dimension(HxWxT)
3.5"x3.0"x3.0mm
4.0"x3.0"x3.0mm



DF-2021
Security hinge

Dimension(HxWxT)
4.0"x3.0"x2.5mm
4.0"x3.0"x3.0mm
4.0"x4.0"x3.0mm
4.0"x3.5"x3.0mm



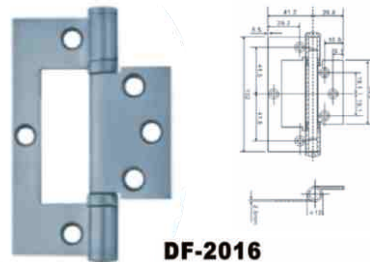
DF-2022
Self closing hinge

Dimension(HxWxT)
4.0"x3.0"x3.0mm
4.0"x4.0"x3.0mm



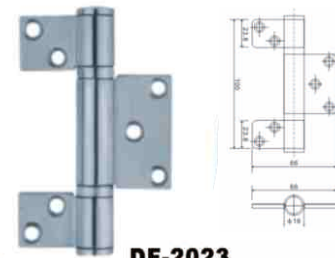
DF-2015
Lift-off hinge

Dimension(HxWxT)
90x70x2.5mm
4.5x3.5x2.5mm
4.0x3.5x3.0mm
140x85x3.0mm



DF-2016
Flush hinge

Dimension(HxWxT)
100x71.4x2.5mm
102x72.5x2.5mm
100x70x2.5mm



DF-2023
3 leaf hinge

Dimension(HxWxT)
100x66x3.0mm



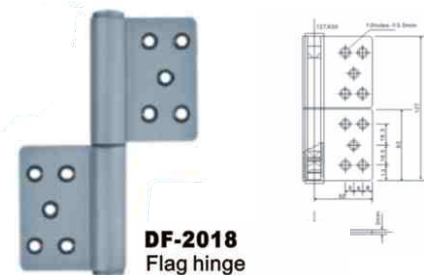
DF-2024
Riveted hinge

Dimension(HxWxT)	Dimension(HxWxT)
51x35x1.0mm	2"x2"x1.5mm
54x45x1.2mm	2"x1.12"x1.5mm
38x32x1.2mm	80x60x1.5mm
40x26x1.2mm	100x76x1.5mm
50x50x1.2mm	51x39x1.5mm
50x40x1.2mm	64x42.5x1.5mm
60x34x1.2mm	76x50x1.5mm
60x46x1.2mm	127x82x1.5mm
80x56x1.2mm	20x82x1.5mm
50x57.5x1.5mm	63x63x2.0mm
63.4x40x1.5mm	80x56x2.0mm
70x50x1.5mm	100x76x2.0mm
75x50x1.5mm	




DF-2017
Rising hinge

Dimension(HxWxT)
4.0x3.0x2.0mm
4.0x3.0x2.5mm
4.0x3.0x3.0mm



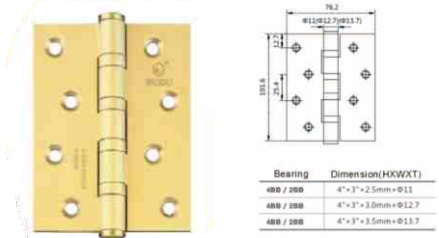
DF-2018
Flag hinge

Dimension(HxWxT)
78.2x60x2.0mm
101.6x90x2.5mm
101.6x90x3.0mm
102x48x3.0mm
107x50x3.0mm
152x50x2.5mm



DF-2025
Bearing hinge
Surface treatment
Ss/pss/ab/ac/bt/g/stg

Material
Stainless steel(304/201)
Available for
All kinds of wooden gate door,room door
Features
Ball bearing,switching flexibility,
No noise,long life

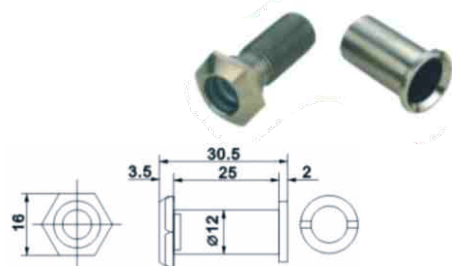


DF-2026
Bearing hinge
Surface treatment
SB/PB

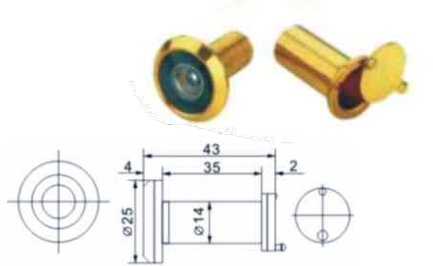
Material
Brass
Available for
All kinds of wooden gate door,room door
Features
Ball bearing,switching flexibility,
No noise,long life

FURNITURE HARDWARE—DOOR EYES

DF-2114
Diameter: Φ 12mm
Angle: 160°
Fits door: 25-38mm

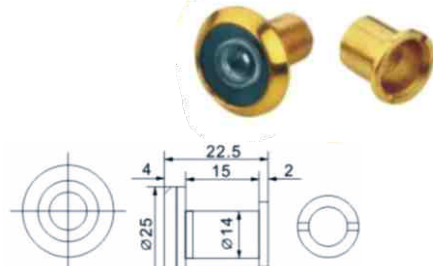


DF-2115
Diameter: Φ 14mm
Angle: 180°
Fits door: 35-50mm

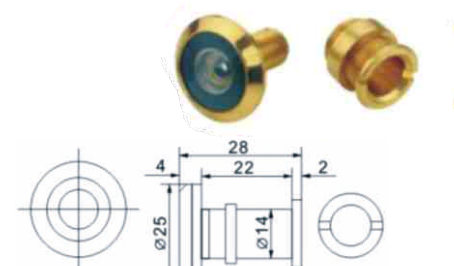


FURNITURE HARDWARE—DOOR EYES

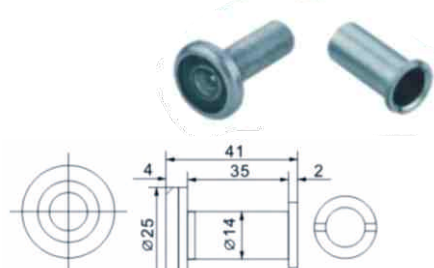
DF-2122
Diameter: Φ 14mm
Angle: 180°
Fits door: 15-25mm



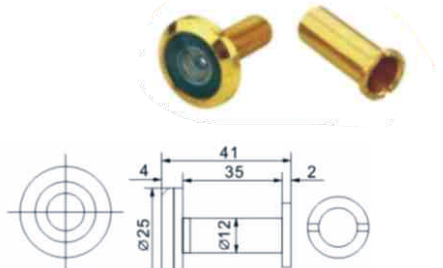
DF-2123
Diameter: Φ 14mm
Angle: 180°
Fits door: 5-32mm



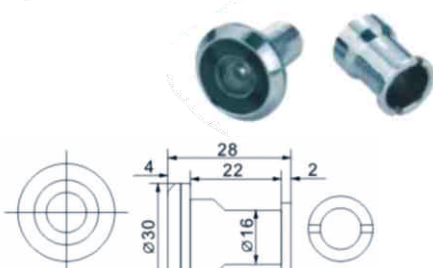
DF-2116
Diameter: Φ 14mm
Angle: 180°
Fits door: 35-60mm



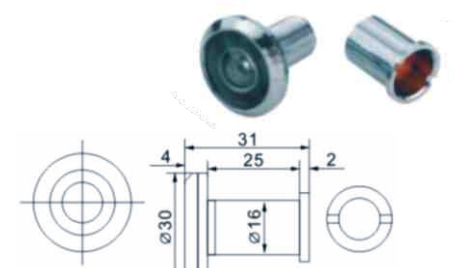
DF-2117
Diameter: Φ 12mm
Angle: 180°
Fits door: 35-50mm



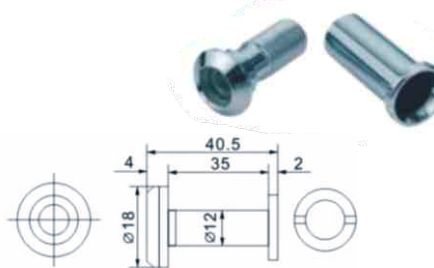
DF-2124
Diameter: Φ 16mm
Angle: 200°
Fits door: 0-20mm



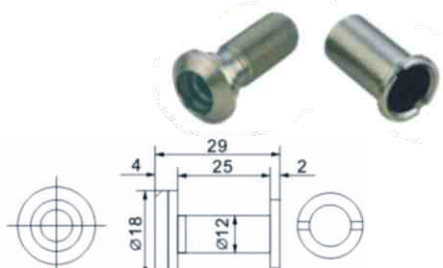
DF-2125
Diameter: Φ 16mm
Angle: 200°
Fits door: 25-42mm



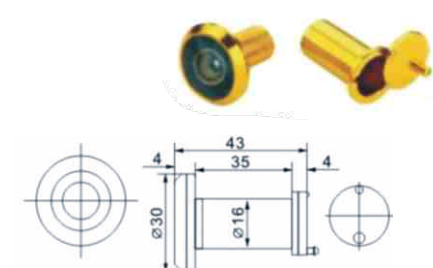
DF-2118
Diameter: Φ 12mm
Angle: 160°
Fits door: 35-50mm



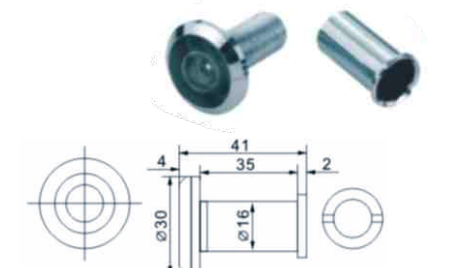
DF-2119
Diameter: Φ 12mm
Angle: 160°
Fits door: 25-38mm



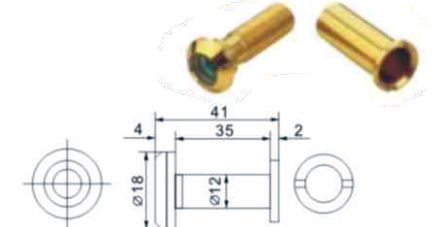
DF-2126
Diameter: Φ 16mm
Angle: 200°
Fits door: 35-50mm



DF-2127
Diameter: Φ 16mm
Angle: 200°
Fits door: 35-60mm



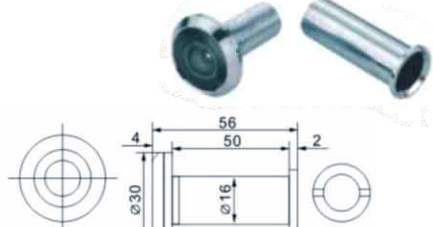
DF-2120
Diameter: Φ 12mm
Angle: 160°
Fits door: 35-57mm



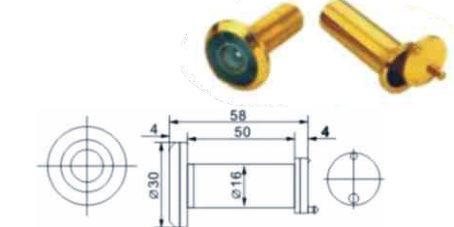
DF-2121
Diameter: Φ 12mm
Angle: 160°
Fits door: 38-67mm



DF-2128
Diameter: Φ 16mm
Angle: 200°
Fits door: 50-75mm



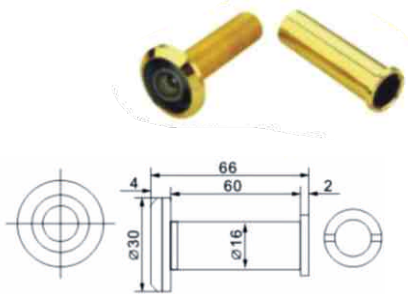
DF-2129
Diameter: Φ 16mm
Angle: 200°
Fits door: 50-75mm



FURNITURE HARDWARE—DOOR EYES

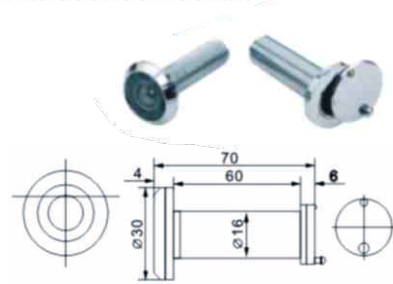
DF-2130

Diameter: Φ 16mm
Angle: 200°
Fits door: 60-100mm



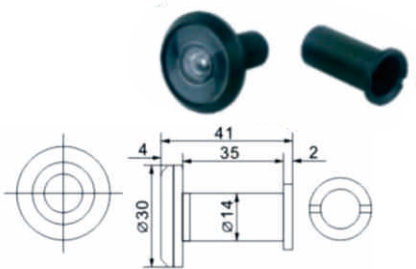
DF-2131

Diameter: Φ 16mm
Angle: 200°
Fits door: 60-100mm



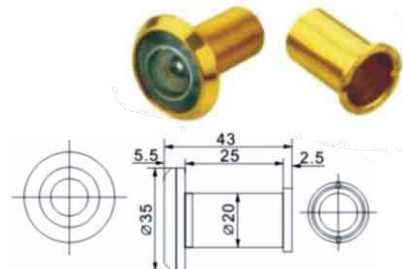
DF-2132

Diameter: Φ 14mm
Angle: 200°
Fits door: 35-50mm

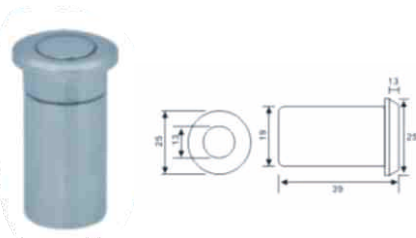


DF-2133

Diameter: Φ 20mm
Angle: 210°
Fits door: 25-42mm

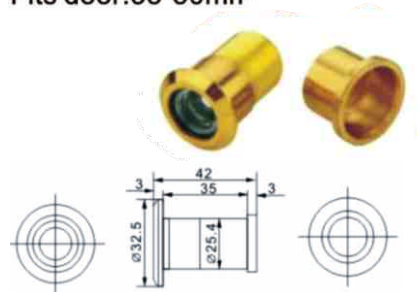


DF-2252



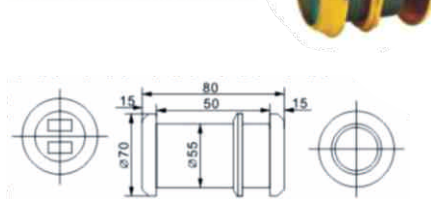
DF-2135

Diameter: Φ 25.4mm
Angle: 180°
Fits door: 35-50mm



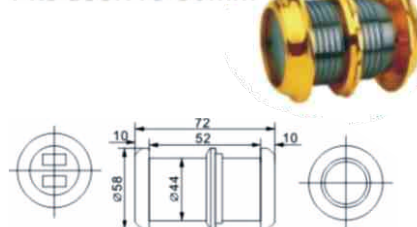
DF-2136

Diameter: Φ 55mm
Angle: 160°
Fits door: 10-50mm



DF-2137

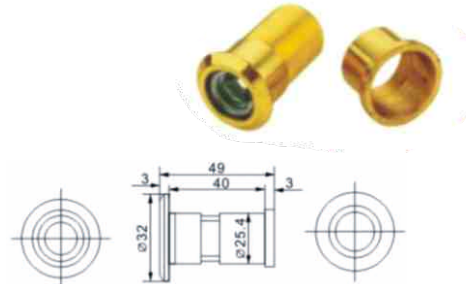
Diameter: Φ 44mm
Angle: 160°
Fits door: 10-50mm



FURNITURE HARDWARE—DOOR EYES

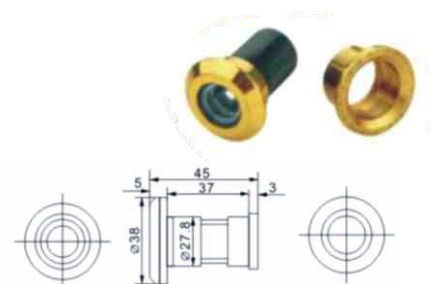
DF-2138

Diameter: Φ 25.4mm
Angle: 180°
Fits door: 40-60mm



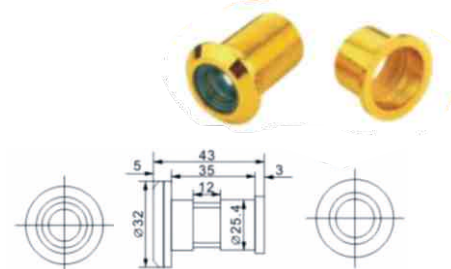
DF-2139

Diameter: Φ 28mm
Angle: 180°
Fits door: 35-50mm

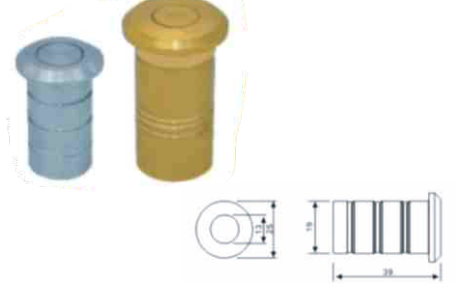


DF-2140

Diameter: Φ 25.4mm
Angle: 180°
Fits door: 35-50mm

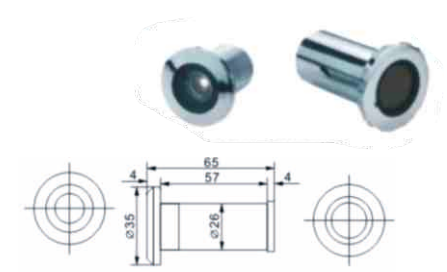


DF-2253



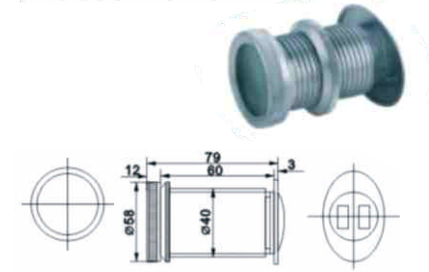
DF-2142

Diameter: Φ 26mm
Angle: 180°
Fits door: 60-80mm



DF-2143

Diameter: Φ 40mm
Angle: 160°
Fits door: 10-45mm



DF-2144



DF-2145



DF-2146



DF-2147



DF-2148



FURNITURE HARDWARE—LATCH



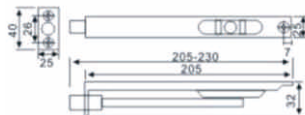
DF-2214



Width	Length
3/4"	4" . 6" . 8" . 10" . 12"



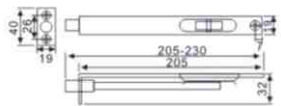
DF-2215



Width	Length
1"	6".8".10".12".16".18".20".22".24"



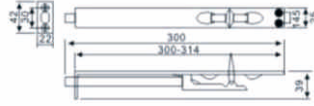
DF-2216



Width	Length
3/4"	4" . 6" . 8" . 10" . 12"



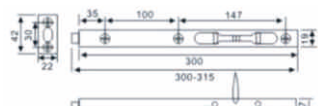
DF-2217



Width	Length
1"	6" . 8" . 10" . 12"



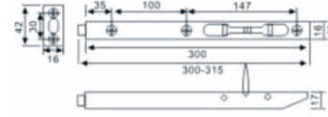
DF-2218



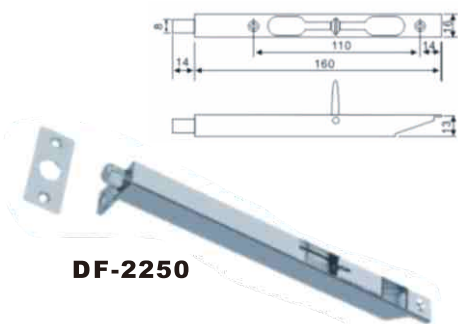
Width	Length
3/4"	6" . 8" . 10" . 12" . 18" . 24"



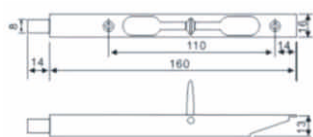
DF-2219




Width	Length
3/4"	6" . 8" . 10" . 12" . 18" . 24"



DF-2250




DF-2221




Width	Length
3/4"	6".8".10".12".16".18".20".22".24".28".36".40"

FURNITURE HARDWARE—LATCH





DF-2222



Width	Length
3/4"	6".8".10".12".16".18".20".22".24".28".36".40"



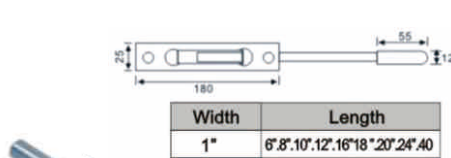
DF-2223



DF-2224



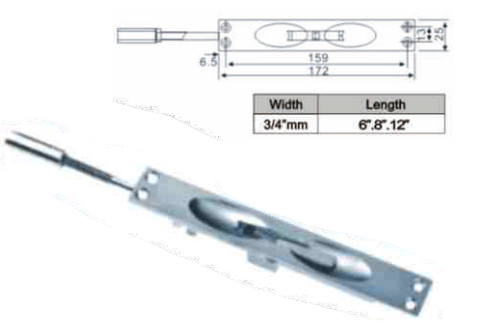
DF-2225



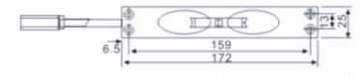
DF-2226




Width	Length
1"	6".8".10".12".16".18".20".24".40"




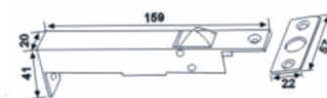
DF-2251



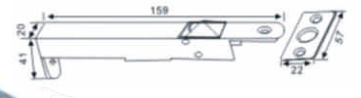
Width	Length
3/4"mm	6".8".12"



DF-2228



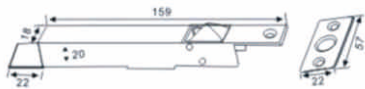
DF-2229



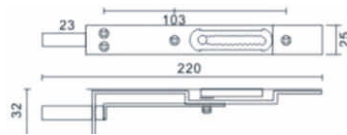
FURNITURE HARDWARE—LATCH



DF-2230




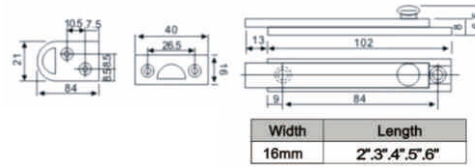
DF-2231




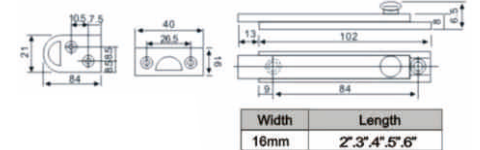
FURNITURE HARDWARE—LATCH



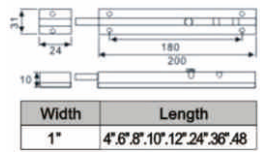
DF-2238



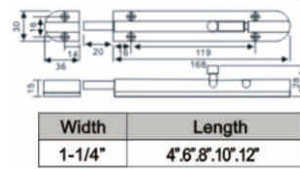
DF-2239




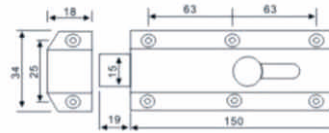
DF-2232




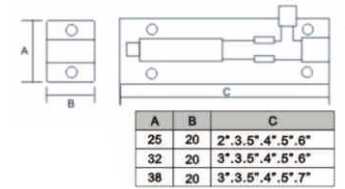
DF-2233



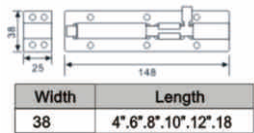
DF-2240



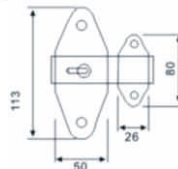
DF-2241



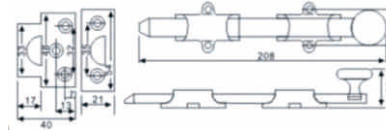
DF-2234



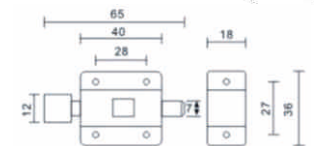
DF-2235



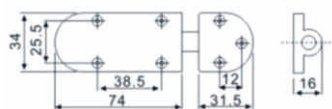
DF-2242



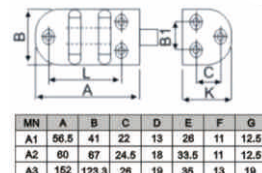
DF-2243




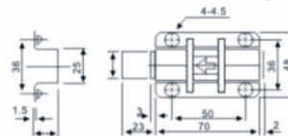
DF-2236



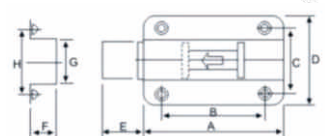
DF-2237



DF-2244



DF-2245


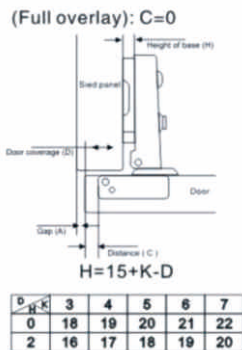


FURNITURE HARDWARE—BUTT HINGES



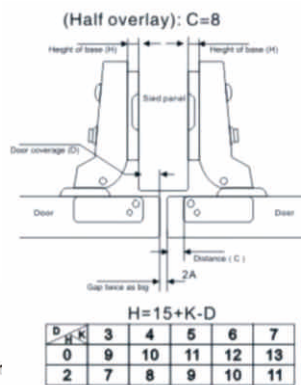
DF-2314

Opening angle:105°
 Diameter of hinge cup:35mm
 Cup hole distance:45mm,48mm,52mm
 Height of hinge cup:11.3mm,9.7mm
 Type of mounting plate:4 hole,2 hole
 Door(K)dimension:3mm-7mm
 Door thickness:14mm-22mm



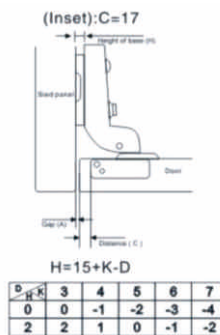
DF-2315

Opening angle:105°
 Diameter of hinge cup:35mm
 Cup hole distance:45mm,48mm,52mm
 Height of hinge cup:11.3mm,9.7mm
 Type of mounting plate:4 hole,2 hole
 Door(K)dimension:3mm-7mm
 Door thickness:14mm-22mm



DF-2316

Opening angle:105°
 Diameter of hinge cup:35mm
 Cup hole distance:45mm,48mm,52mm
 Height of hinge cup:11.3mm,9.7mm
 Type of mounting plate:4 hole,2 hole
 Door(K)dimension:3mm-7mm
 Door thickness:14mm-22mm



Application examples of $\Phi 35$ mm Hinge:

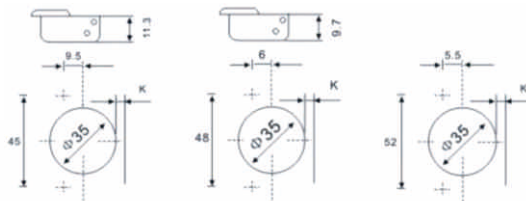
H=Height of mounting plate

D=Required overlay on the side panel

K=Distance between door edge and drilling holes on hinge cup

A=Gap between door and side pane

X=Gap between mounting plate and side pane



FURNITURE HARDWARE—BUTT HINGES

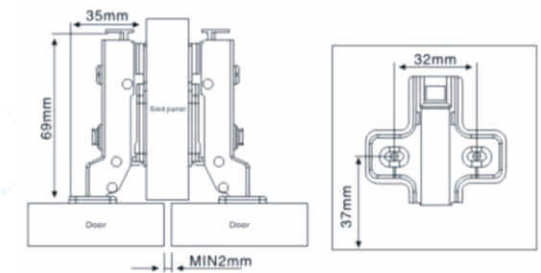
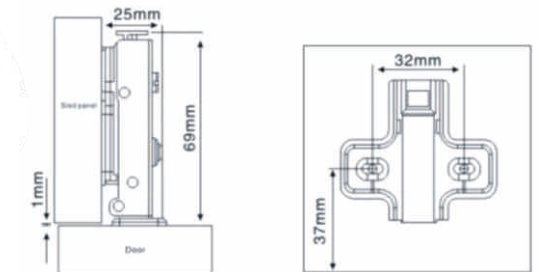


DF-2317


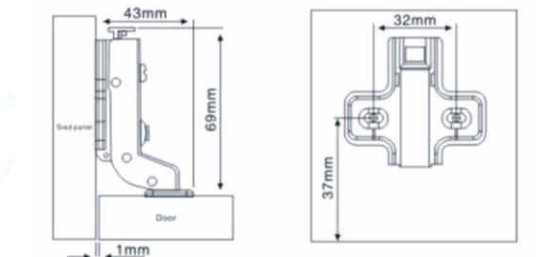
Obliquely disassemble-assemble uncovered double-bole hydraulic buffering hinge
 Automatic closing(buffering oil equipment)
 Opening angle:105°
 Diameter of hinge cup:35mm
 Door(C)dimension:3mm-7mm
 Door thickness:15mm-21mm
 Optional installation of hinge cup Distance:(45,48,52)mm



DF-2318



DF-2319



DF-2320



DF-2321



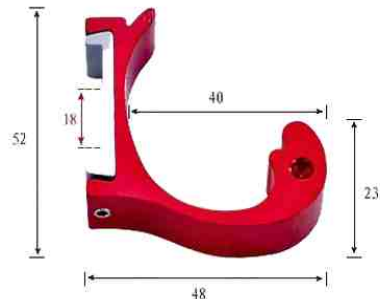
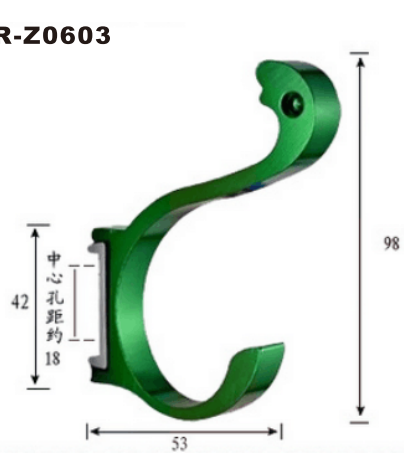
DF-2322



DF-2323

FURNITURE HARDWARE—WALL HOOKS

DR-Z0603



DR-Z0414



DR-EC5Z

WALL HOOKS

ART NO	A inch	B mm	C mm	NW g
EC5Z	21	42		13.4



DR-850Z

WALL HOOKS

ART NO	A inch	B mm	C mm	NW g
850Z	19	110		35



DR-034Z

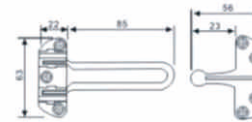
ART NO	A inch	B mm	C mm	NW g
034Z-5	3/16"			17



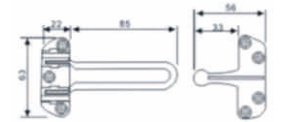
FURNITURE HARDWARE—BURGLAR CHAIN/LINKS



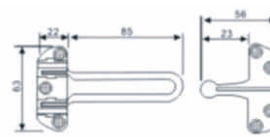
DF-2514




DF-2515



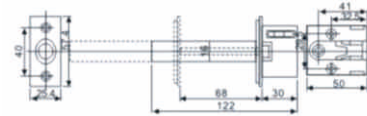
DF-2516



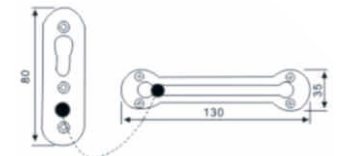
DF-2517



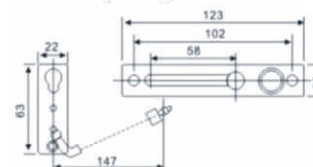
DF-2518



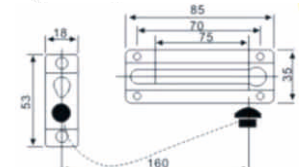
DF-2519



DF-2520

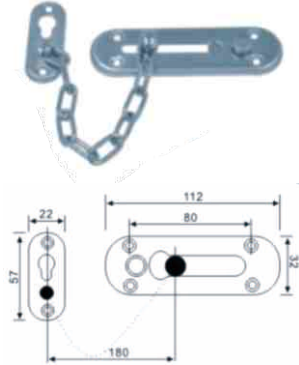


DF-2521

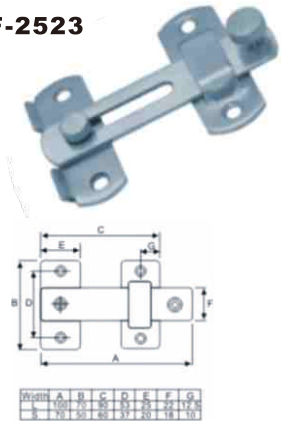


FURNITURE HARDWARE—BURGLAR CHAIN/LINKS

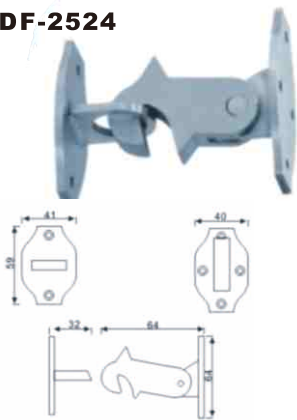
DF-2522



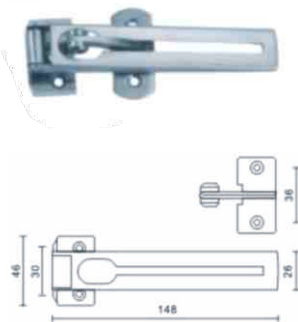
DF-2523



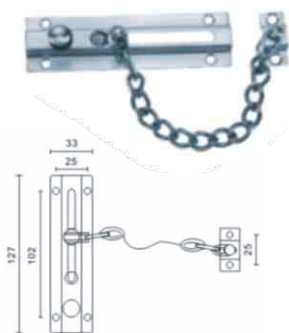
DF-2524



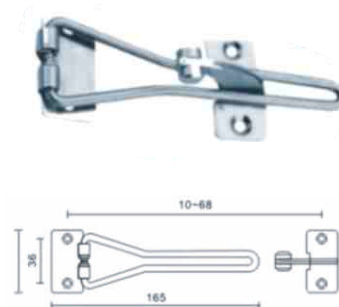
DF-2525



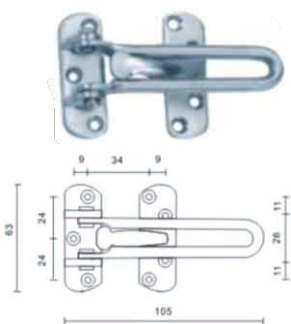
DF-2526



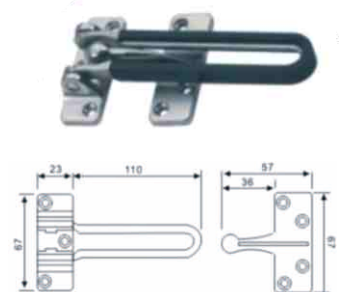
DF-2527



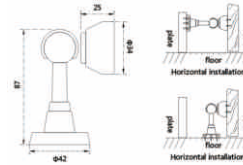
DF-2528



DF-2529



FURNITURE HARDWARE—MAGNETIC DOOR HOLDER



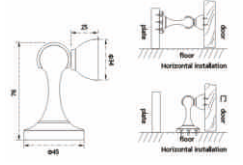
(NAME) /
Magnetic Door Holder

(SURFACE TREATMENT) /
SN/SG/AB/AC/CP/BTG
(MATERIAL) /
Brass

(AVAILABLE FOR) /
All kinds of door frame

(FEATURES) /
Installed on the ground or wall,
Easy assembly and durable

DF-2614



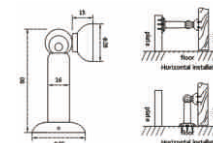
(NAME) /
Magnetic Door Holder

(SURFACE TREATMENT) /
SN/SG/AB/AC/CP/BTG
(MATERIAL) /
Brass

(AVAILABLE FOR) /
All kinds of door frame

(FEATURES) /
Installed on the ground or wall,
Easy assembly and durable

DF-2615



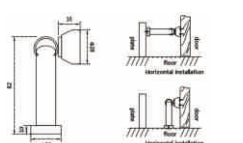
(NAME) /
Magnetic Door Holder

(SURFACE TREATMENT) /
SN/SG/AB/AC/CP/BTG
(MATERIAL) /
Brass

(AVAILABLE FOR) /
All kinds of door frame

(FEATURES) /
Installed on the ground or wall,
Easy assembly and durable

DF-2616



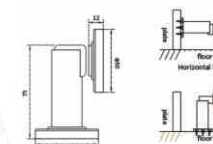
(NAME) /
Magnetic Door Holder

(SURFACE TREATMENT) /
SN/SG/AB/AC/CP/BTG
(MATERIAL) /
Brass

(AVAILABLE FOR) /
All kinds of door frame

(FEATURES) /
Installed on the ground or wall,
Easy assembly and durable

DF-2617



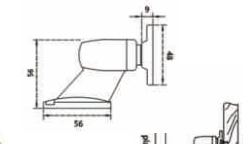
(NAME) /
Magnetic Door Holder

(SURFACE TREATMENT) /
SN/SG/AB/AC/CP/BTG
(MATERIAL) /
Brass

(AVAILABLE FOR) /
All kinds of door frame

(FEATURES) /
Installed on the ground or wall,
Easy assembly and durable

DF-2618



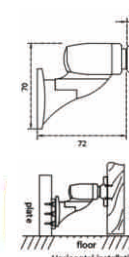
(NAME) /
Magnetic Door Holder

(SURFACE TREATMENT) /
SN/SG/AB/AC/CP/BTG
(MATERIAL) /
Brass

(AVAILABLE FOR) /
All kinds of door frame

(FEATURES) /
Installed on the ground or wall,
Easy assembly and durable

DF-2619



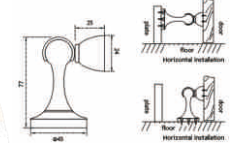
DF-2620

(NAME) /
Magnetic Door Holder

(SURFACE TREATMENT) /
SN/SG/AB/AC/CP/BTG
(MATERIAL) /
Brass

(AVAILABLE FOR) /
All kinds of door frame

(FEATURES) /
Installed on the ground or wall,
Easy assembly and durable



(NAME) /
Magnetic Door Holder

(SURFACE TREATMENT) /
SN/SG/AB/AC/CP/BTG
(MATERIAL) /
Brass

(AVAILABLE FOR) /
All kinds of door frame

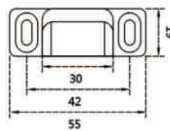
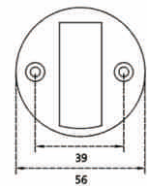
(FEATURES) /
Installed on the ground or wall,
Easy assembly and durable

DF-2621

FURNITURE HARDWARE — MAGNETIC DOOR HOLDER



DF-2622



(NAME) /
Magnetic Door Holder

(SURFACE TREATMENT) /
SN/SG/AB/AC/CP/BTG

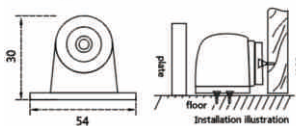
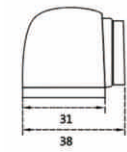
(MATERIAL) /
Brass

(AVAILABLE FOR) /
All kinds of door frame

(FEATURES) /
Highsuction, auto-adjust the assembly tolerance



DF-2623



(NAME) /
Magnetic Door Holder

(SURFACE TREATMENT) /
SN/SG/AB/AC/CP/BTG

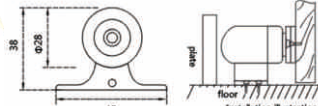
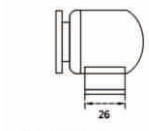
(MATERIAL) /
Brass

(AVAILABLE FOR) /
All kinds of door frame

(FEATURES) /
Buffer action, only for ground assembly



DF-2624



(NAME) /
Magnetic Door Holder

(SURFACE TREATMENT) /
SN/SG/AB/AC/CP/BTG

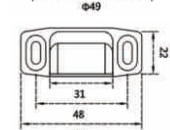
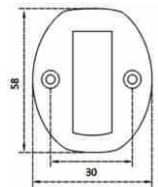
(MATERIAL) /
Brass

(AVAILABLE FOR) /
All kinds of door frame

(FEATURES) /
Buffer action, only for ground assembly



DF-2625



(NAME) /
Magnetic Door Holder

(SURFACE TREATMENT) /
SN/SG/AB/AC/CP/BTG

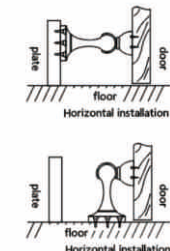
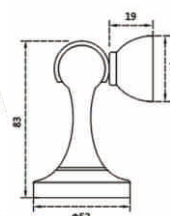
(MATERIAL) /
Brass

(AVAILABLE FOR) /
All kinds of door frame

(FEATURES) /
Highsuction, auto-adjust the assembly tolerance



DF-2626



(NAME) /
Magnetic Door Holder

(SURFACE TREATMENT) /
SN/SG/AB/AC/CP/BTG

(MATERIAL) /
Brass

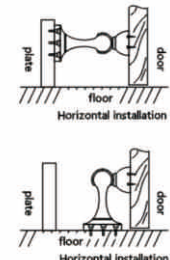
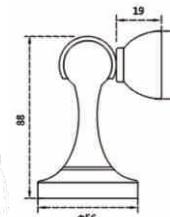
(AVAILABLE FOR) /
All kinds of door frame

(FEATURES) /
Installed on the ground or wall,
Easy assembly and durable

FURNITURE HARDWARE — MAGNETIC DOOR HOLDER



DF-2627



(NAME) /
Magnetic Door Holder

(SURFACE TREATMENT) /
SN/SG/AB/AC/CP/BTG

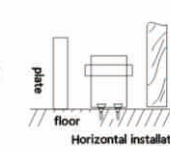
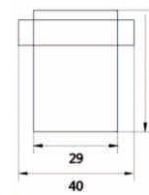
(MATERIAL) /
Brass

(AVAILABLE FOR) /
All kinds of door frame

(FEATURES) /
Installed on the ground or wall,
Easy assembly and durable



DF-2628



(NAME) /
Magnetic Door Holder

(SURFACE TREATMENT) /
SN/SG/AB/AC/CP/BTG

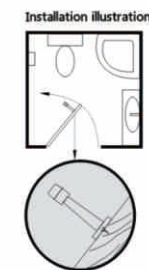
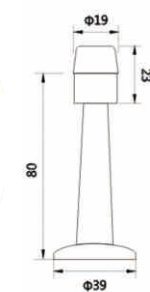
(MATERIAL) /
Brass

(AVAILABLE FOR) /
All kinds of door frame

(FEATURES) /
Installed on the gr
Buffer action



DF-2629



(NAME) /
Magnetic Door Holder

(SURFACE TREATMENT) /
SN/SG/AB/AC/CP/BTG

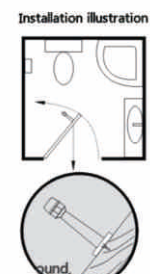
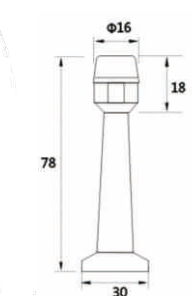
(MATERIAL) /
Brass

(AVAILABLE FOR) /
All kinds of door frame

(FEATURES) /
Buffer action, only for wall assembly



DF-2630



(NAME) /
Magnetic Door Holder

(SURFACE TREATMENT) /
SN/SG/AB/AC/CP/BTG

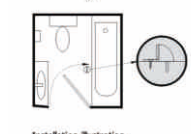
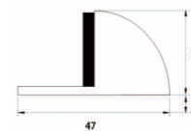
(MATERIAL) /
Brass

(AVAILABLE FOR) /
All kinds of door frame

(FEATURES) /
Buffer action, only for wall assembly



DF-2631



(NAME) /
Magnetic Door Holder

(SURFACE TREATMENT) /
SN/SG/AB/AC/CP/BTG

(MATERIAL) /
Brass

(AVAILABLE FOR) /
All kinds of door frame

(FEATURES) /
Only for ground assembly, positioning
functions, stable and reliable, Buffer action

FURNITURE HARDWARE—DOOR LOCKS

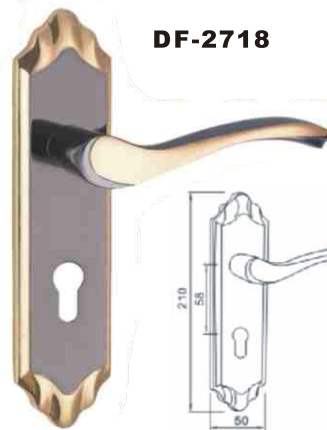


DF-2714

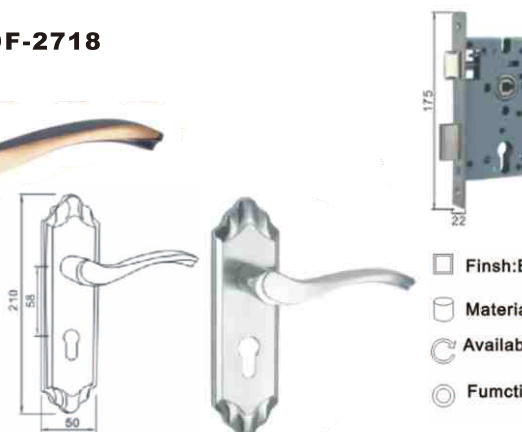


- Finsh:BN/CP
- Material:Aluminum
- Available For:All kinds of wood doors/Entrance doors
- Function:standard so door locks, adornment lock

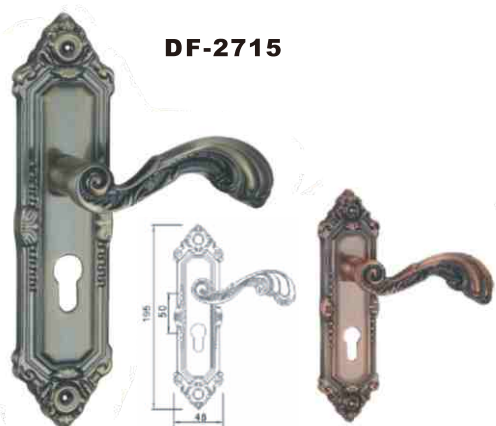
FURNITURE HARDWARE—DOOR LOCKS




DF-2718



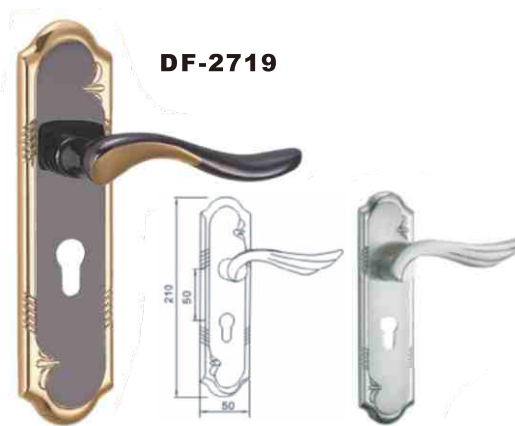
- Finsh:BN/KG
- Material:Zinc alloy
- Available For:All kinds of wood doors/Entrance doors
- Function:standard so door locks, adornment lock



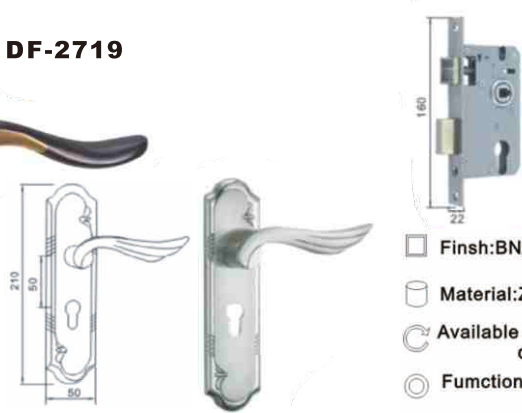
DF-2715



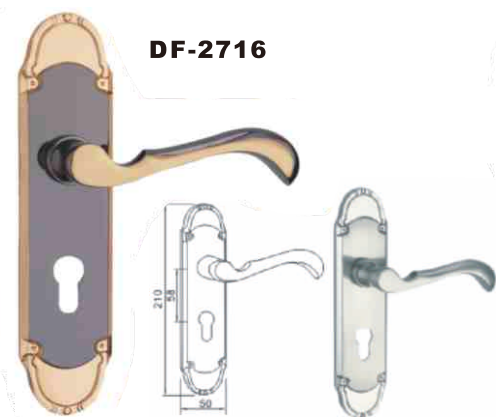
- Finsh:MAB
- Material:Aluminum
- Available For:All kinds of wood doors/Entrance doors
- Function:standard so door locks, adornment lock



DF-2719



- Finsh:BN/KG
- Material:Zinc+Aluminum
- Available For:All kinds of wood doors/Entrance doors
- Function:standard so door locks, adornment lock



DF-2716



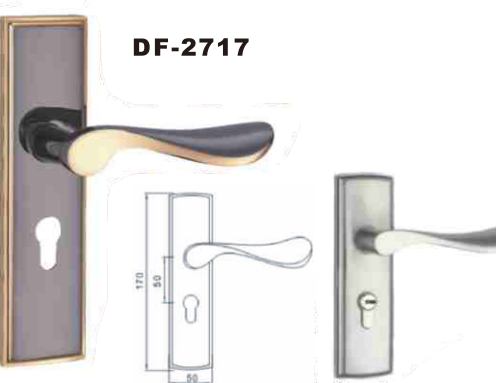
- Finsh:BN
- Material:Aluminum
- Available For:All kinds of wood doors/Entrance doors
- Function:standard so door locks, adornment lock



DF-2720



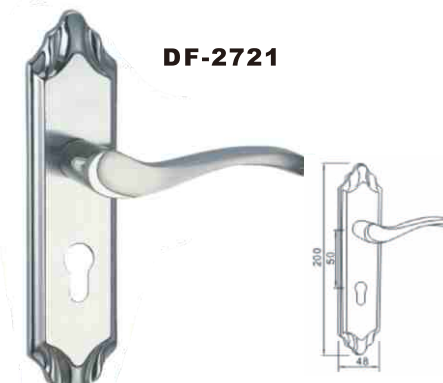
- Finsh:BN/KG
- Material:Zinc+Aluminum
- Available For:All kinds of wood doors/Entrance doors
- Function:standard so door locks, adornment lock



DF-2717



- Finsh:BN/KG
- Material:Zinc alloy
- Available For:Bathroom
- Function:standard so door locks, adornment lock

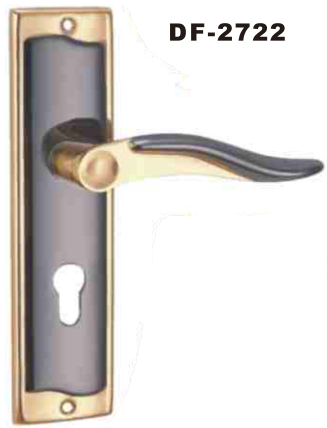


DF-2721

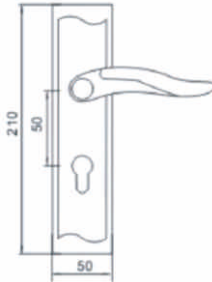


- Finsh:BN/KG
- Material:Zinc+Stainless steel
- Available For:All kinds of wood doors/Entrance doors
- Function:standard so door locks, adornment lock

FURNITURE HARDWARE—DOOR LOCKS



DF-2722



- Finish:BN/GP
- Material:Lron+Aluminum
- Available For:All kinds of wood doors/Entrance doors
- Function:standard so door locks, adornment lock



DF-2723



DF-2724



DF-2725



DF-2726



DF-2727



DF-2728



DF-2729



DF-2730



DF-2731



DF-2732



DF-2733



DF-2734



DF-2735



DF-2736



DF-2737

FURNITURE HARDWARE—DOOR LOCKS



DF-2738



DF-2739



DF-2740



DF-2741




DF-2742



DF-2743



DF-2744



DF-2745



DF-2746



DF-2747



DF-2748



DF-2749




DF-2750



DF-2751



DF-2752



DF-2753



DF-2754



DF-2755



DF-2756



DF-2757

PACKAGING STYLES

